

PRICES 1.4.2022



**Naudu Armchair  
4L metal legs**

**Naudu Armchair  
metal X-sled frame**

**Naudu Armchair  
4L wooden legs**

NAUDU ARMCHAIR  
4L UPH

NAUDU ARMCHAIR  
CFSX-ROD UPH

NAUDU ARMCHAIR  
4L LGW UPH

Basic price (Euro) according to upholstery price group

	1	2	3	4	5
	562	602	651	707	742
	607	647	691	747	780
	806	848	904	941	

C03		Frame			
E-③	Steel	Powder-coated	•	•	—
E-CR		Chromium plated	+17	+27	
E-1.007	Solid wood	Natural beech	—	—	•
E-2.***		Stained beech with slightly visible wood grains			+14
C05		Shell			
	Inner side	Outer side			
A-PLUS-⑤/⑥	Upholstered	Upholstered	•	•	•
C10		Seat pad			
SE-⑤	Upholstered in the colour of the inner side of the shell		•	•	•
C14		Glides			
GBP	Self-levelling glides for soft floors		•	—	
GBPF	Self-levelling glides with felt for hard floors		○		—
GT	Transparent glides for soft floors			•	
GTF	Transparent glides with felt for hard floors			○	
GB	Glides for soft floors		—		•
GBF	Glides with felt for hard floors			—	○
Sample order		NAUDU ARMCHAIR 4L UPH (E-CR A-PLUS-CSE11/CSE19 SE-CSE11 GBPF)			
		NAUDU ARMCHAIR 4L LGW UPH (E-1.007 A-PLUS-CSE11/CSE19 SE-CSE11 GBF)			

⑤ – Please specify colour code and type of upholstery from selected price group (the type of upholstery must be the same for each upholstered item) – [see finishes](#)

⑥ – Please specify colour code and type of upholstery from selected price group (the type of upholstery must be the same for each upholstered item) – [see finishes](#)

- Available as standard (included in basic price).
- Available as an option (included in basic price).

# Sofas



	<b>Naudu 2-seater sofa 4L metal legs</b>	<b>Naudu 2-seater sofa metal X-sled frame</b>	<b>Naudu 2-seater sofa 4L wooden</b>
	NAUDU SOFA 4L UPH	NAUDU SOFA CFSX-ROD UPH	NAUDU SOFA 4L LGW UPH
Basic price (Euro) according to upholstery price group			
1	846	908	1045
2	911	970	1109
3	980	1039	1178
4	1074	1132	1271
5	1153	1212	1352

C03		Frame			
E-③	Steel	Powder-coated	•	•	—
E-CR		Chromium plated	+24	+33	
E-1.007	Solid wood	Natural beech	—	—	•
E-2.***		Stained beech with slightly visible wood grains			+17
C05		Shell			
	Inner side	Outer side			
A-PLUS-⑤/⑥	Upholstered	Upholstered	•	•	•
C10		Seat pad			
SE-⑤	Upholstered in the colour of the inner side of the shell		•	•	•
C14		Glides			
GBP	Self-levelling glides for soft floors		•	—	—
GBPF	Self-levelling glides with felt for hard floors		○		
GT	Transparent glides for soft floors		—	•	
GTF	Transparent glides with felt for hard floors			○	
GB	Glides for soft floors			—	•
GBF	Glides with felt for hard floors				○
Sample order	NAUDU SOFA 4L UPH (E-CR A-PLUS-CSE11/CSE19 SE-CSE11 GBPF)				
	NAUDU SOFA 4L LGW UPH (E-1.007 A-PLUS-CSE11/CSE19 SE-CSE11 GBF)				

⑤ – Please specify colour code and type of upholstery from selected price group (the type of upholstery must be the same for each upholstered item) – see finishes

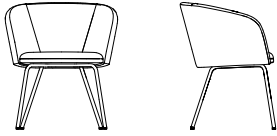
⑥ – Please specify colour code and type of upholstery from selected price group (the type of upholstery must be the same for each upholstered item) – see finishes

- Available as standard (included in basic price).
- Available as an option (included in basic price).

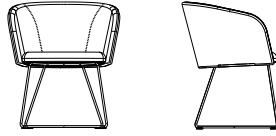
# Technical description

## 1. Dimensions / Weight

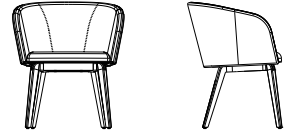
### 1.1. Armchairs



NAUDU ARMCHAIR 4L UPH



NAUDU ARMCHAIR CFSX-ROD UPH



NAUDU ARMCHAIR 4L LGW UPH

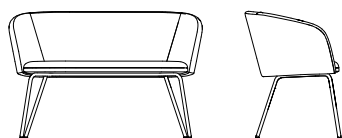
	Dimensions [mm]												Weight (kg)
	A	A1	B	C	D	E	F	G	H	K	V	L	
NAUDU ARMCHAIR CFSX-ROD UPH	475	435	470	450	500	770	500	380	720	535	670	600	9,9
NAUDU ARMCHAIR 4L UPH	475	435	470	450	500	770	500	380	720	550	670	590	10,7
NAUDU ARMCHAIR 4L LGW UPH	475	435	470	450	500	770	500	380	720	530	670	580	10,5

- A – Seat height
- A1 – Seat height according to standard PN-EN 16139
- B – Seat depth
- C – Seat surface depth

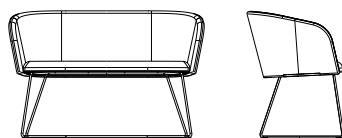
- D – Seat width
- E – Overall height
- F – Backrest width
- G – Backrest length
- H – Armrest height

- K – Base width
- V – Overall width
- L – Product overall depth

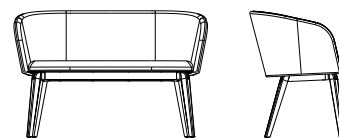
## 1.2. Sofas



NAUDU SOFA 4L UPH



NAUDU SOFA CFSX-ROD UPH



NAUDU SOFA 4L LGW UPH

	Dimensions [mm]												Weight (kg)
	A	A1	B	C	D	E	F	G	H	K	V	L	
NAUDU SOFA CFSX-ROD UPH	475	435	470	450	1010	770	1000	380	720	1035	1170	600	22,3
NAUDU SOFA 4L UPH	475	435	470	450	1010	770	1000	380	720	1050	1170	590	20,7
NAUDU SOFA 4L LGW UPH	475	435	470	450	1010	770	1000	380	720	1030	1170	580	19,8

**A** – Seat height

**A1** – Seat height according to standard  
PN-EN 16139

**B** – Seat depth

**C** – Seat surface depth

**D** – Seat width

**E** – Overall height

**F** – Backrest width

**G** – Backrest length

**H** – Armrest height

**K** – Base width

**V** – Overall width

**L** – Product overall depth

# Technical description

## 2. Materials/Versions

### 2.1. Base / Frame

#### 2.1.1. Armchairs and sofas

4-leg frame – made of steel tube  $\varnothing 22 \times 2$  mm.

Sled frame – made of rod  $\varnothing 11$  mm.

Finish options:

- powder-coated in Jet black RAL 9005 (E-BL), Traffic white RAL 9016 (E-WT), Grey blue (GE), Black green (BN), Cashmere (NK)
- chromium plated (E-CR).

4-leg wooden frame – legs made of solid beech wood, bars made of beech plywood.

Finish options:

- natural beech (E-1.007),
- stained beech with slightly visible wood grains (E-2.\*\*\*).

### 2.2. Glides

#### 2.2.1. Armchairs and sofas

4-leg frame: Self-leveling glides for soft floors (GBP) as standard or self-leveling glides with felt for hard floors (GBPF) as an option.

Sled frame: Transparent glides for soft floors (GT) as standard or with felt for hard floors (GTF) as an option.

4-leg wooden frame: Glides for soft floors (GB) as standard or with felt for hard floors (GBF) as an option.

### 2.3. Seat and backrest

#### 2.3.1. Armchairs and sofas

Upholstered shell (backrest with integrated

armrests and a connected seat) (UPH)

Structure of backrest with integrated armrests is made of 8-layer beech plywood, thickness 9 mm, covered with flame retardant cut foam, thickness 20-40 mm and density 50 kg/m<sup>3</sup> (front) and cut foam, thickness 10 mm and density 35 kg/m<sup>3</sup> (back).

Seat structure is made of 12-layer beech plywood, thickness 18 mm, covered with cut foam, thickness 45 mm and density 40 kg/m<sup>3</sup>. Fully upholstered shell (A-PLUS) as standard.

## 3. Packaging

Armchair – 1 piece per box (assembled).

Sofa – 1 piece per box (assembled).

## 4. Technical regulations, approvals and quality marks (pending)

Remodex (durability certificate) – approvals compliant with EN 16139.

## 5. Rules of upholsteries matching.

Upholstery type is the same for each upholstered element.

Upholstery colour can be mixed for the inner side of the shell and seat (one colour) and the outer side of the shell (one colour).

## 6. Sample order

### 6.1. Armchairs

Line	Subgroup	Version		C03	C05	C10	C14	
NAUDU	ARMCHAIR	CFSX-ROD UPH	(	E-BL	A-PLUS-CUZ30/CUZ09	SE-CUZ30	GTF	)

NAUDU ARMCHAIR CFSX-ROD UPH (E-BL A-PLUS-CUZ30/CUZ09 CUZ30 GTF)

C03 – Frame  
C05 – Shell  
C10 – Seat pad

C14 – Glides

NAUDU ARMCHAIR CFSX-ROD UPH (E-BL A-PLUS-CUZ30/CUZ09 SE-CUZ30 GTF) identifies the armchair as:

NAUDU ARMCHAIR on sled frame made of rod (CFSX-ROD) with upholstered shell (UPH), with frame powder-coated in Jet black (E-BL), inner part of the shell upholstered in Blazer CUZ30 and outer part in Blazer CUZ09 (A-PLUS-CUZ30/CUZ09), seat pad upholstered in the same fabric as the inner side of the shell in Blazer (SE-CUZ30), transparent glides with felt for hard floors (GTF).