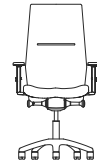


PRICE LIST - SWIVEL CHAIRS



| Version | | | LB UPH | HB UPH |
|--------------------------------------------------------|----------|-----------------------------------------------------------------------------------------|---------------------------------------------------|----------------------------------------------------|
| | | | Office swivel chair with low upholstered backrest | Office swivel chair with high upholstered backrest |
| Basic price (Euro) according to upholstery price group | | 1 | 442 | 472 |
| | | 2 | 485 | 522 |
| | | 3 | 503 | 542 |
| | | 4 | 565 | 609 |
| | | 5 | 639 | 689 |
| Mechanism | | | | |
| C01 | LP11 | Advanced Synchronous mechanism | • | • |
| | LP11T | Advanced Synchronous mechanism with seat depth adjustment | 27 | 27 |
| | LP11TN | Advanced Synchronous mechanism with seat depth adjustment and negative seat inclination | 38 | 38 |
| Colour concept | | | | |
| C05 | BL | Black | • | • |
| Headrest | | | | |
| C06 | | No headrest | • | • |
| | HRUA-①/② | Upholstered with height and tilt adjustment | 116 | – |
| Lumbar support | | | | |
| C08 | | No lumbar support | • | • |
| | LSD2 | Manual with depth adjustment by knob – Schukra | 70 | 70 |
| Backrest | | | | |
| C09 | BA-①/② | Upholstered with side drops | • | • |
| Seat | | | | |
| C10 | SE-①/② | Upholstered with side drops | • | • |

① – please specify upholstery colour code from selected price group (see finishes),

② – please specify Mafra fabric colour code for chairs upholstered in fabric, or leather in case of chair upholstered in leather (see finishes).

- Available as standard (included in basic price).
- Available as an option (included in basic price).

To complete chair configuration select options on next pages →

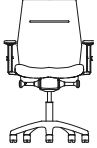
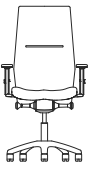
PRICE GROUP 1: Bondai, Era, Erika, Kaiman, Lucia, Oflum, Sempre, Sempre Melange
 PRICE GROUP 2: Felicity, Radio, Valencia, Xtreme
 PRICE GROUP 3: Silvertex, Step, Step Melange

PRICE GROUP 4: Blazer, Fame, Synergy, Fine leather front (LE), Fine leather front (SD)
 PRICE GROUP 5: Fine leather (LE), Fine

Side drops for seat and backrest, and back part of headrest in case of chair upholstered in fabric

PRICE GROUP 2: Mafra

PRICE LIST - SWIVEL CHAIRS

| | |  |  |
|---------|---------------------------|------------------------------------------------------------------------------------|-------------------------------------------------------------------------------------|
| Version | | LB UPH | HB UPH |
| | | Office swivel chair with low upholstered backrest | Office swivel chair with high upholstered backrest |
| C11 | Armrests | | |
| | RTS | No armrests | • |
| | GTP57K2 | Fixed armrests with soft polyurethane (PU) pads | 41 |
| | R35K2-SB2 | 2-D armrests with soft polyurethane (PU) pads | 76 |
| | R35K3-SB2 | 4-D armrests with soft polyurethane (PU) pads | 107 |
| C13 | Base | | |
| | TS25 | Ø710 mm five-star black polyamide | • |
| | ST44-POL | Ø700 mm five-star polished aluminium with chrome effect | 64 |
| C14 | Castors | | |
| | ESH | Ø65 mm for soft floors | • |
| | ESHH | Ø65 mm for hard floors | ○ |
| C19 | Packaging | | |
| | PACK-L | Chair without headrest – partially assembled (3 elements) | • |
| | PACK-ASM | Chair with low backrest and headrest, chair with high backrest – fully assembled | • |

- Available as standard (included in basic price).
- Available as an option (included in basic price).

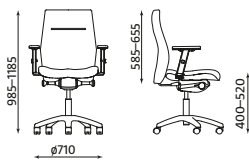
PRICE GROUP 1: Bondai, Era, Erika, Kaiman, Lucia, Oflum, Sempre, Sempre Melange
 PRICE GROUP 2: Felicity, Radio, Valencia, Xtreme
 PRICE GROUP 3: Silvertex, Step, Step Melange

PRICE GROUP 4: Blazer, Fame, Synergy, Fine leather front (LE), Fine leather front (SD)
 PRICE GROUP 5: Fine leather (LE), Fine leather (SD)

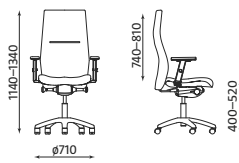
Side drops for seat and backrest, and back part of headrest in case of chair upholstered in fabric

PRICE GROUP 2: Mafra

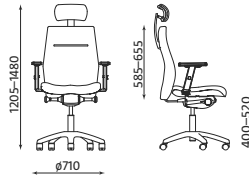
1. Dimensions/Weight



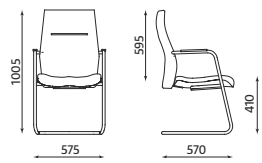
SO-ONE SWIVEL CHAIR LB UPH
weight: 19.20 kg



SO-ONE SWIVEL CHAIR HB UPH
weight: 21.40 kg



SO-ONE SWIVEL CHAIR LB UPH HRUA
weight: 21.30 kg



SO-ONE FRAME CHAIR CF LB UPH
weight: 12.80 kg

2. Materials/Versions

2.1. Base/Frame

2.1.1. Office swivel chairs

Bases:

- Ø 710 mm five-star black polyamide (TS25),
- Ø 700 mm five-star polished aluminium with chrome effect (ST44-POL).

2.1.2. Conference frame chairs

Cantilever frame made of steel tube

Ø 22 × 2.5 mm.

Finish options:

- powder-coated in black colour, integrated armrests with black polypropylene (PP) pads (CFPS-BL/BL),
- powder-coated in black colour, integrated armrests with plywood pads – stained or in natural beech colour (CFPS-BL/③) – see finishes,
- chromium plated, integrated armrests with black polypropylene (PP) pads (CFPS-CR/BL),
- chromium plated, integrated armrests with plywood pads – stained or in natural beech colour (CFPS-CR/③) – see finishes.

Stacking up to 3 pieces.

2.2. Castors/Glides

2.2.1. Office swivel chairs

Ø 65 mm black plastic self-braking castors for soft floors (ESH) as standard, or hard floors (ESHH) – as an option.

2.2.2. Conference frame chairs

Frame without glides (NGB) as standard.

Mini-glides for soft floors (GBM), or hard floors (GBMF) – both as an option.

2.3. Mechanisms

LP11 synchronous mechanism – functions:

- free-floating – synchronous backrest and seat tilt,
- backrest tilt angle of 23° synchronised with the seat tilt angle of 11°,
- seat and backrest multi-lock in 5 positions,
- backrest tilt force adjustment with a knob placed on right side of the seat,

- seat depth adjustment 60 mm, multi-lock in 6 positions – as an option (LP11T),
- seat depth adjustment 60 mm, negative seat inclination of 3°, synchronously tilting with the backrest at 6°, which guarantees optimal support for the user's back at each tilted position of the chair – as an option (LP11TN),
- Anti-Shock – a feature that controls chair backrest to avoid hitting user's back after releasing the lock,
- smooth height adjustment of chair with pneumatic gas lift.

2.4. Seat, backrest and headrest

2.4.1. Office swivel chairs

Seat

Structure is made of 9-layer plywood, thickness 10.5 mm, covered with cut foam, thickness 50 mm, density 54 kg/m³.

Backrest

Structure is made of 8-layer plywood, thickness 12 mm, covered with cut foam, front part – thickness 30 mm, density 35 kg/m³, back part – thickness 10 mm, density 35 kg/m³.

Lumbar support (LSD2) – manual, with depth adjustment in range of 15 mm.

Headrest

Adjustable headrest (HRUA) – structure is made of glass fiber reinforced polyamide (PA + GF) covered with cut foam, thickness 10 mm, density 35 kg/m³. Tilt angle and height adjustment in range of 80 mm (not applicable to high backrest).

In case of chair upholstered in fabric or leather imitation seat and backrest side drops, and back of headrest available in Mafra fabric (MR).

In case of chair upholstered in leather, all upholstered elements available only in leather.

2.4.2. Conference frame chairs

Seat

Structure is made of 7-layer plywood, thickness 10.5 mm, covered with cut foam, thickness 50 mm, density 40 kg/m³.

Backrest

Structure is made of 8-layer plywood, thickness 12 mm, covered with cut foam, front part – thickness 40 mm, density 35 kg/m³, back part – thickness 10 mm, density 35 kg/m³.

In case of chair upholstered in fabric or leather imitation, seat and backrest side drops available in Mafra fabric (MR).

In case of chair upholstered in leather, all upholstered elements available only in leather.

3. Armrests

3.1. Office swivel chairs

Fixed armrests – made of glass fiber reinforced polyamide (PA + GF) with black soft polyurethane (PU) pads.

2-D armrests – made of steel and glass fiber reinforced polyamide (PA + GF) with black soft polyurethane (PU) pads. Adjustment range of the armrests: height adjustment 85 mm, side movement of the armrests 25 mm.

4-D armrests – made of steel and glass fiber reinforced polyamide (PA + GF) with black soft polyurethane (PU) pads. Adjustment range of the armrests: height adjustment 85 mm, side movement of the armrests 25 mm, forward/backward movement of the pad 50 mm, pad rotation ± 25°.

3.2. Conference frame chairs

Fixed armrests integrated with frame. Armrests pads are made of black polypropylene (PP) or 10-layer plywood, thickness 12 mm, stained or in natural beech colour – see finishes.

4. Packaging

Office swivel chair without headrest 1 piece per box (partially assembled, packed in L-shape box)
Office swivel chair with headrest 1 piece per box (fully assembled),
Conference frame chairs 2 pieces per box (fully assembled).

5. Technical regulations, approvals and quality marks for the chairs (for selected product configurations)

GS Safety Certificate.
Quality Office certified.