

Tuotteet

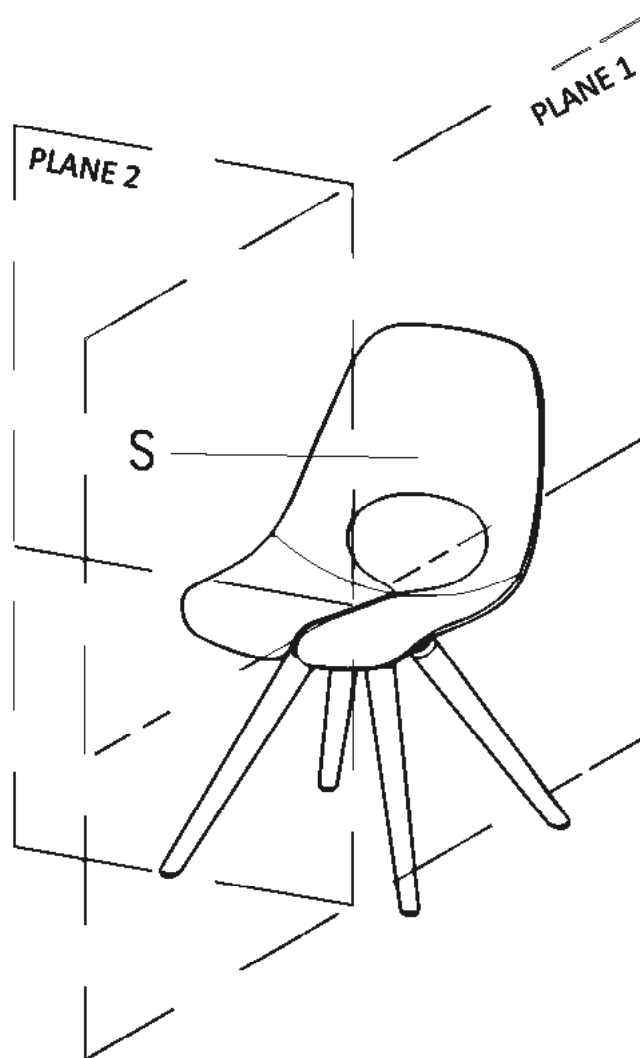
@-Motion	33	Easy Space	99	Polyfold	134
2ME	23	Elva	128	Rico	167
Amigo	134	eModel 2.0	97	Rumba	128
Ammi	77	eRange	103	Sail	20
Arioso	134	Espacio	53	Samba	128
Artus	113	Evora	79	Simple	169
Axo	51	Fano	83	Sit.Net	43
Belise	87	Fen	49	Sonata Lux	111
Benches	144	Flib	101	SO-one	28
Beta™ M	134	Fondo	85	Styl	128
Bingo	151	GLOBeline	35	Sylwia S	128
Cadeira	45	Intrata	37	SQart	107
Cafe II	71	Iso(U)	120	Table Tops	174
Cafe IV	71	Lantana	77	Tauko	63
Cafe LGW	73	Lara Inox	158	Tiger UP	25
Cafe VI	71	Lena	163	Timmi Hocker	153
Cafe VII	68	Levitate	105	Tiramisu	165
Calado	59	Loco II	118	Tulipan	141
Chester	115	Lynx	115	Verbena	77
Chico	141	Manager	115	Vesta New	61
Coat stands	155	MeeThink	95	Wing II	57
Components	178	Mirage	115	Xenium	16
Convenio	91	Nadir	115	Xilium	10
Conversa	47	Neo-Lux	109	YouTeam™	5
Cortina	134	Nova	115	Zafiro	81
Cruzo	160	Orion	115	Z-body	31
CS5040	89	Orlando	41	Zen	55
CX3200	93	Passu	39	Zeta	141

Product dimensioning

Dimensioning – frame chairs

Definitions:

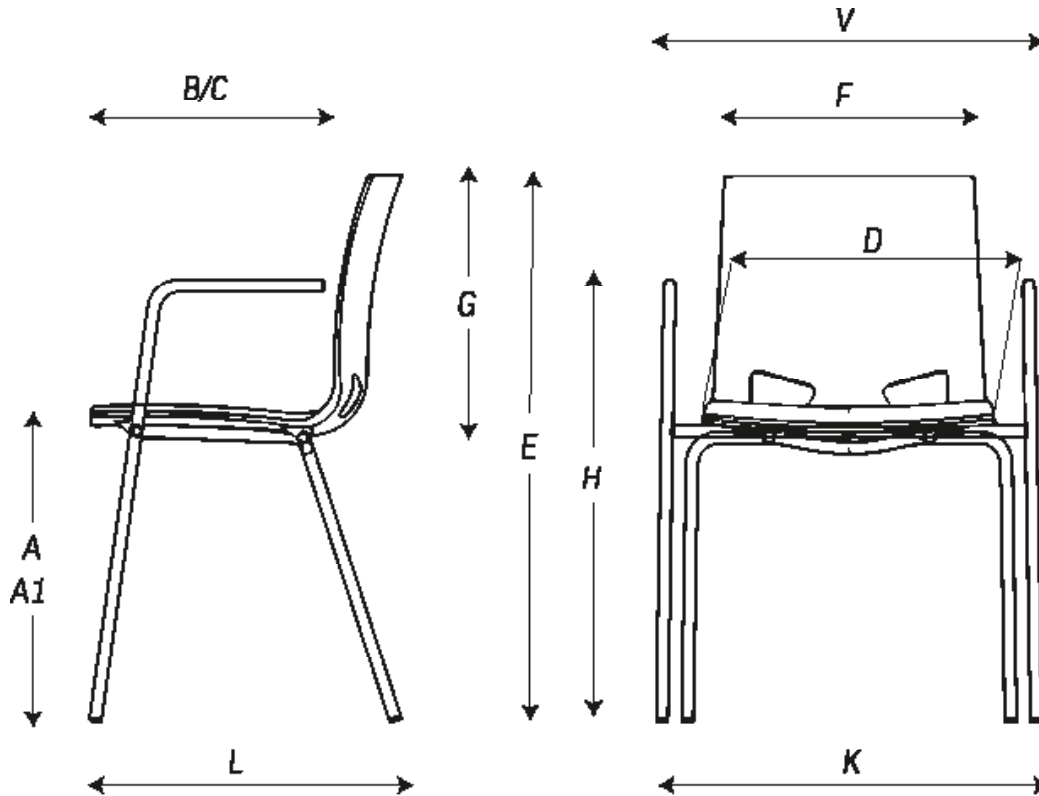
- median plane (PLANE 1) – vertical plane dividing the chair into two symmetrical parts,
- transverse plane (PLANE 2) – a vertical plane perpendicular to the median plane,
- “S” point – the most forward point of backrest lying in the median plane.



Dimensioning – frame chairs

The measurement method does not refer to the standard measurement method according to PN-EN 16139.

Measurement of conference frame chairs performed on glides for soft floors.



A – Seat height

Seat height is the vertical distance between the ground and the highest point of seat measured at the front edge in the median plane of the product.

A1 – Seat height according to standard PN-EN 16139.

Seat height is the vertical distance between the ground and the seat point measured in the median plane with a designated template in accordance with the EN standard.

B – Seat depth

Seat depth is the distance between the seat front edge and the “S” point.

For products with seat depth adjustment, the measurement is given with the minimum and maximum seat extension.

For some chairs with one-piece shell, in which there is no clear borderline between seat and backrest, depth is measured from half of the arch between the seat and backrest.

C – Seat surface depth

Seat surface depth is the maximum distance between the vertical lines passing through the front and rear edges of the seat, measured in the median plane. For products with seat depth adjustment, the measurement is given at the minimum and maximum seat extension. For some chairs with one-piece shell, in which there is no clear borderline between seat and backrest, depth is measured from half of the arch between the seat and backrest. If C dimension is identical to B dimension, only one is given.

D – Seat width

Seat width is the distance between the vertical lines passing through the seat side edges measured in the transverse plane.

E – Overall height

Overall product height measured perpendicular to the ground, from the ground to the highest point of the product.

F – Backrest width

Backrest width is the maximum distance between the side edges of the backrest.

G – Backrest length

Backrest length is the vertical distance between the top and bottom edges of the backrest measured in the median plane.

H – Armrest height

Armrest height is measured perpendicular to the ground, from the ground to the highest point of the armrest.

K – Base width

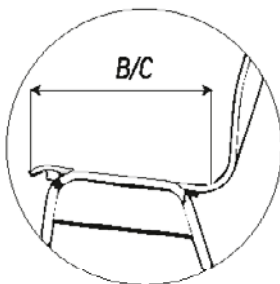
Measurement at the extreme points of the base.

V – Overall width

Distance measured between the points of the chair, which are

L – Overall depth

Measurement at the extreme points of the product.

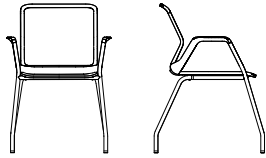


YouTEAM™

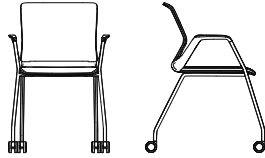
Technical description

NowyStyl

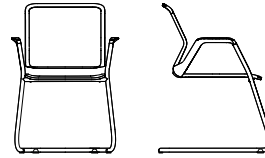
1. Dimensions/Weight



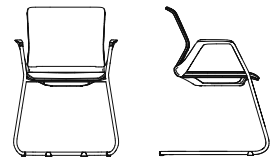
YOUTEAM FRAME CHAIR
4L MESH



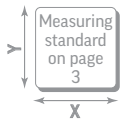
YOUTEAM FRAME CHAIR
4L UPH CST



YOUTEAM FRAME CHAIR
CF MESH



YOUTEAM FRAME CHAIR
CF UPH STB



	Dimensions [mm]												Weight (kg)
	A	A1	B	C	D	E	F	G	H	K	L	V	
YOUTEAM FRAME CHAIR 4L UPH	475	445	447	465	450	870	440	420	675	570	610	640	7,75
YOUTEAM FRAME CHAIR 4L UPH CST	475	445	447	465	450	870	440	420	675	580	610	640	7,85
YOUTEAM FRAME CHAIR CF UPH	475	445	447	465	450	870	440	420	675	580	610	640	8,15
YOUTEAM FRAME CHAIR CF UPH STB	475	445	447	465	450	870	440	420	675	580	610	640	8,65

A – Seat height

A1 – Seat height according to standard EN

B – Seat depth

C – Seat surface depth

D – Seat width

E – Overall height

F – Backrest width

G – Backrest length

H – Armrests height

K – Base width

L – Overall depth

V – Overall width

2. Materials/Versions

2.1. Base/Frame

Cantilever frame (CF) – made of steel tube

Ø 22 × 3 mm,

Cantilever frame stackable (CF STB) – made of

steel tube Ø 22 × 3 mm,

4-leg frame (4L) – made of steel tube

Ø 22 × 3 mm,

4-leg frame with castors (4L CST) – made of steel tube Ø 22 × 3 mm.

Frame finish options:

- powder-coated in black grey colour (EA-GF),
- powder-coated in pure white colour (EA-WH),
- powder-coated in white aluminium colour (EA-WA),
- chromium plated (EA-CR).

Stacking:

cantilever frame (CF) – non-stackable,

cantilever frame stackable (CF STB) – stackable up to 4 pieces, with stacking protection as standard,

4-leg frame (4L) – non-stackable,

4-leg frame with castors (4L CST) – non-stackable.

2.2. Castors/Glides

4-leg frame:

- self-leveling glides for soft floors (GBP) as standard, or hard floors (GBPF) as an option.

4-leg frame with castors:

- Ø 60 mm black plastic self-braking castors for soft floors (ESSH) as standard, or black/grey castors for hard floors (ESSHH) as an option.

Cantilever frame:

- black glides for soft floors (GB) as standard, or for hard floors (GBF) as an option.

Cantilever frame stackable:

- black glides for soft floors (GB) as standard, or hard floors (GBF) as an option.

2.4. Seat, backrest and headrest

Seat

Mesh seat (SE-RN) – frame is made of glass fiber reinforced polyamide (PA + GF) in black grey or pearl white colour, with following layers inserted into seat frame groove:

- supporting material – thermoshrinking mesh in grey colour,
- Runner 3D fabric.

Upholstered seat (SE) – frame is made of glass fiber reinforced polyamide (PA + GF) in black grey or pearl white colour, with following layers inserted into seat frame groove:

- supporting material – thermoshrinking mesh in grey colour, with polyester foam, thickness 10 mm, density 25 kg / m³,
- upholstery.

Note: stackable cantilever frame chairs are equipped with stacking protection made of black polypropylene (PP) under the seat.

Backrest

Mesh backrest (MESH) – frame is made of glass fiber reinforced polyamide (PA + GF) in black grey or pearl white colour, with Runner 3D fabric inserted into frame groove.

Upholstered backrest (UPH) – frame is made of glass fiber reinforced polyamide (PA + GF) in black grey or pearl white colour, with following layers inserted into frame groove: supporting material – Runner 3D fabric

(colour always matching frame colour: RN60025 for black grey frame and RN61128 for pearl white frame) with polyester foam, thickness 10 mm, density 25 kg / m³,
– upholstery.

Product versions:

- upholstered seat and backrest as standard,
- mesh seat and backrest as standard,
- upholstered seat and mesh backrest as an option.

3. Armrests

Fixed armrests – made of aluminium powder-coated in: black grey (GF), pure white (WH), white aluminium (WA) colour, or chromium plated (CR). Armrest pads made of black polypropylene (PP).

Armrests are assembled to linking element, made of aluminium, colour always matching frame finish.

4. Packaging

Cantilever frame stackable (CF STB) – 2 pieces per box (assembled),

Cantilever frame (CF), 4-leg frame (4L), 4-leg frame with castors (4L CST) – 1 piece per box (assembled).

5. Technical regulations, approvals and quality marks for the chairs (for selected product configurations)

GS safety certificate – pending.

Technical description

NowyStyl

6. Conference frame chairs – colour concept (plastic/metal elements)



- 1 Backrest and seat frame
- 2 Linking element
- 3 4-leg frame with armrests



- 1 Backrest and seat frame
- 2 Linking element
- 3 Cantilever frame with armrests

6.1. Conference frame chairs (4-leg, cantilever) – upholstered and mesh backrest



Black grey version (SG) – elements in black grey:
– frame with armrests,
– seat and backrest frame,
– linking element.



Pearl white version (PW) – elements in pearl white:
– frame with armrests,
– seat and backrest frame,
– linking element.



Options (according to matrix in point 8.2):
– frame with armrests and linking element
powder-coated in white aluminium colour
or chromium plated.

7. Colour concept applicability matrix

	Frame with armrests and linking element			
	Black grey (EA-GF) RAL 7021	Pure white (EA-WH) RAL 9010	White aluminium (EA-WA) RAL 9006	Chromium plated (EA-CR)
Colour concept black grey (SG)	●	—	●	●
Colour concept pearl white (PW)	—	●	●	●

8. Sample order

Product line	Product subgroup	Version		C03	C05
YOUTEAM	FRAME CHAIR	CF UPH	(EA-CR	CC-SG
C09	C10	C14	C19		
BA-XR009	SE-XR009	GBF	PACK-ASM)	

YOUTEAM FRAME CHAIR CF UPH (EA-CR CC-SG BA-XR009 SE-XR009 GBF PACK-ASM)

C03 – Frame
C05 – Colour concept

C09 – Backrest upholstery
C10 – Seat upholstery

C14 – Glides
C19 – Packaging

YOUTEAM FRAME CHAIR CF UPH (EA-CR CC-SG BA-XR009 SE-XR009 GBF PACK-ASM) identifies the chair as:

YOUTEAM conference frame chair (**FRAME CHAIR**), with upholstered backrest on cantilever base (**CF UPH**), frame with armrests, chromium plated (**EA-CR**), plastic elements in black grey colour (**CC-SG**), backrest upholstered in Xtreme XR009 fabric (**BA-XR009**), seat upholstered in Xtreme XR009 fabric (**SE-XR009**), with glides for hard floors (**GBF**), assembled (**PACK-ASM**).

9. Rules of upholsteries matching

Upholstered backrest and seat

Upholstery type is the same for each upholstered element, various colours of seat and backrest are possible.

Mesh backrest and seat

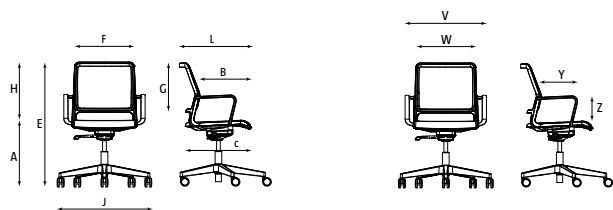
Available only in Runner 3D fabric, various colours of seat and backrest are possible.

Xilium

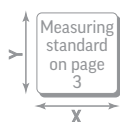
Technical description

1. Dimensions / Weight

1.1. Conference swivel chairs

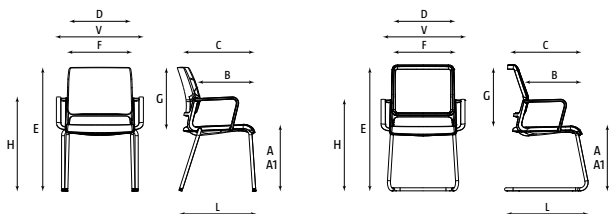


- A – Seat height
 B – Seat depth
 C – Seat surface depth
 D – Seat width
 E – Overall height
 F – Backrest width
 G – Backrest length
 H – Backrest height
 I – Headrest height
 J – Base diameter
 L – Overall depth

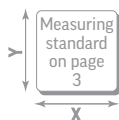


Standard gas lift	Dimensions [mm]											Weight (kg)
	A	B	C	D	E	F	G	H	I	J	L	
XILIUM CONFERENCE SWIVEL CHAIR UPH (TILT2)	380–510	440	495	480	820–950	455	340	425	N/A	Ø 710	644	13,4
XILIUM CONFERENCE SWIVEL CHAIR MESH (TILT2)	380–510	420	495	480	850–980	450	370	455	N/A	Ø 710	644	13

1.2. Conference frame chairs



- A – Seat height
 A1 – Seat height according to standard EN
 B – Seat depth
 C – Seat surface depth
 D – Seat width
 E – Overall height
 F – Backrest width
 G – Backrest length
 H – Armrests height
 L – Overall depth
 V – Overall width



	Dimensions [mm]											Weight (kg)
	A	A1	B	C	D	E	F	G	H	L	V	
XILIUM FRAME CHAIR 4L UPH	464	420	440	495	480	860	455	340	655	550	532/600 ARF	7.9
XILIUM FRAME CHAIR 4L MESH	464	420	420	495	480	890	450	370	655	550	532/600 ARF	7.5
XILIUM FRAME CHAIR CF UPH	464	420	450	495	480	875	455	340	655	600	513/600 ARF	8.1
XILIUM FRAME CHAIR CF MESH	464	420	430	495	480	905	450	370	655	600	513/600 ARF	7.9

2. Materials / Versions

2.1. Base / Frame

2.1.1. Conference swivel chairs

Bases:

- Ø 710 mm five-star black polyamide (TS25),
- Ø 710 mm five-star white polyamide (TS25-W),
- Ø 700 mm five-star aluminum powder-coated in Jet black RAL 9005 colour (ST44-BL),
- Ø 700 mm five-star polished aluminium with chrome effect (ST44-POL).

2.1.2. Conference frame chairs

Cantilever frame – made of steel tube

Ø 22 × 2.5 mm, finish options:

- powder-coated in Jet black RAL 9005 colour (E-BL),
- powder-coated in Traffic white RAL 9016 colour (E-WT),
- powder-coated in White aluminium RAL 9006 colour (E-WA),
- or „Fashion Collection" colour: Grey blue RAL 5008 (GE), Black green RAL 6012 (BN),
- chromium plated (E-CR).

Version with or without armrests, stackable up to 4 pieces.

4-leg frame – made of steel tube Ø 22 × 2.5 mm, finish options:

- powder-coated in Jet black RAL 9005 colour (E-BL),
- powder-coated in Traffic white colour (E-WT),
- powder-coated in White aluminium RAL 9006 colour (E-WA),
- or „Fashion Collection" colour: Grey blue RAL 5008 (GE), Black green RAL 6012 (BN),
- chromium plated (E-CR).

Version with or without armrests / castors stackable up to 4 pieces.

2.2. Castors / Glides

2.2.1. Conference swivel chairs

Ø 65 mm black plastic self-braking castors for soft floors (ESH) as standard, or hard floors (ESHH) as an option.

2.2.2. Conference frame chairs

Cantilever frame:

- black mini-glides for soft floors (GBM) as standard, or hard floors (GBMF) as an option.

4-leg frame:

- self-leveling glides for soft floors (GBP) as standard, or hard floors (GBPF) as an option,
- Ø 37 mm mini-rolls for soft floors (RMH) or hard floors (RMHH) as an option.

2.3. Mechanisms

2.3.1. Conference swivel chairs

TILT2 tilt mechanism – functions:

- free-floating – synchronous backrest and seat tilt,
- backrest tilt angle 12.5 °,
- seat tilt angle 1.5 °,
- backrest lock in working position,
- smooth height adjustment of chair with pneumatic gas lift.

2.4. Seat, backrest and headrest

2.4.1 Conference swivel chairs and conference frame chairs

Seat

Seat frame made of glass fiber reinforced polyamide (PA + GF), structure made of polypropylene (PP) covered with injected foam, thickness 65 mm, density 40 kg / m³.

Seat bottom part protected with plastic cover (stacking protection for frame chairs).

Backrest

Fully upholstered backrest (UPH) – structure made of polypropylene (PP) covered with injected foam, thickness 17 mm, density 80 kg / m³.

Mesh backrest (MESH) – frame made of black or white glass fiber reinforced polyamide (PA + GF).

Two types of mesh available:

- WX – elastic with stripe design,
- AX – elastic, knitted mesh.

3. Armrests

3.1. Conference swivel chairs

Fixed armrest – made of glass fiber reinforced polyamide (PA + GF) in black or white colour.

3.2. Conference frame chairs

Fixed armrest – made of glass fiber reinforced polyamide (PA + GF) in black or white colour, available as an option.

4. Packaging

Conference swivel chairs – 1 piece per box (partially assembled, 3 elements packed in L-shape box) or fully assembled as an option.

Conference frame chairs – fully assembled, 3 pieces per box.

5. Technical regulations, approvals and quality marks for the chairs (pending)

Conference frame chair and swivel conference chair:

- GS-sign TÜV,
- EN16139,
- Quality Office,
- DIN 68878 for 4-leg (4L) version.


Technical description

NowyStyl

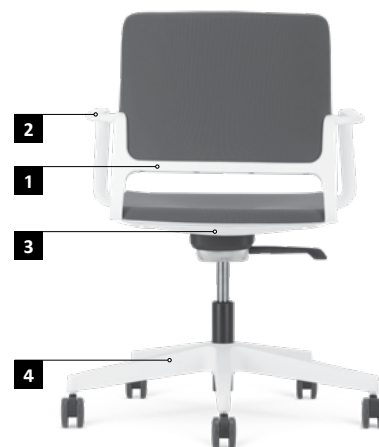
6. Conference chairs – colour concept (plastic/ metal elements)



- 1 Seat and backrest frame
- 2 Armrests
- 3 Seat cover
- 4 4-leg frame



- 1 Seat and backrest frame
- 2 Armrests
- 3 Seat cover
- 4 Cantilever frame



- 1 Seat and backrest frame
- 2 Armrests
- 3 Seat cover
- 4 Base

6.1. Conference frame chairs (4-leg, cantilever) – upholstered and mesh backrest



Black version (BL) – elements in black:

- armrests (if applicable),
- seat and backrest frame,
- seat cover,
- frame.



White version (W) – elements in white:

- armrests (if applicable),
- seat and backrest frame,
- seat cover,
- frame.



Options:

- frame powder-coated in White aluminium RAL 9006 or chromium plated.

**6.2. Conference swivel chairs –
upholstered and mesh backrest****Black version (BL) – elements in black:**

- armrests,
- seat and backrest frame,
- seat cover,
- base.

**White version (W) – elements in white:**

- armrests,
- seat and backrest frame,
- seat cover,
- base.

**Options:**

- base powder-coated in black colour
or polished aluminium with chrome effect.

Technical description

7. Sample order

7.1. Conference swivel chairs

Product line	Product subgroup	Version		C01	C05	C09	C10	C11
XILIUM	CONFERENCE SWIVEL CHAIR	MESH	(TILT2	CC-B	BA-WX02	SE-YB009	ARF-BPA
C12	C13	C14	C19					
GL-STD	ST44-POL	ESHH	PACK-L)				

XILIUM CONFERENCE SWIVEL CHAIR **MESH** (**TILT2 CC-B BA-WX02 SE-YB009 ARF-BPA GL-STD ST44-POL ESHH PACK-L**)

C01 – Mechanism	C10 – Seat– upholstery colour code	C13 – Base
C05 – Colour concept	C11 – Armrests	C14 – Castors / Glides
C09 – Backrest – upholstery colour code	C12 – Gas lift	C19 – Packaging

XILIUM CONFERENCE SWIVEL CHAIR MESH (TILT2 CC-B BA-WX02 SE-YB009 ARF-BPA GL-STD ST44-POL ESHH PACK-L)

identifies the chair as:

XILIUM CONFERENCE SWIVEL CHAIR, with mesh backrest (**MESH**), tilt mechanism (**TILT2**), plastic elements in black colour (**CC-B**), backrest upholstered in WX mesh (**BA-WX02**), seat upholstered in Lucia YB009 fabric (**SE-YB009**), fixed armrests in black polyamide (**ARF-BPA**), standard gas lift (**GL-STD**), Ø 700 five-star polished aluminium base with chrome effect (**ST44-POL**), black castors for hard floors (**ESHH**), partially assembled (**PACK-L**).

8. Xilium – rules of upholsteries matching

Upholstery type is the same for each upholstered element, except for headrest which can be upholstered in all leather available colours (dedicated to Xilium).

Upholstery colour is the same for each upholstered element, except for seat which can be upholstered also in black colour.

Side drops options:

– side drops of all upholstered elements are in the same upholstery type and colour (except

for headrest which can be upholstered in leather with leather or Runner 3D fabric side drops options),

– side drops are of the same type as particular upholstered element, colour to be selected according to seat or backrest front panel, or can be in black colour,

– side drops can be upholstered in each Runner 3D fabric color as an option (available as monocolour concept i.e. blue / blue, or contrasting i.e. blue / black),

– for upholsteries Sempre / Sempre Melange, Step / Step Melange and Radio side drops can be upholstered in corresponding colors i.e. Radio 1510 and 1008; Step 62057 and Step Melange 62057.

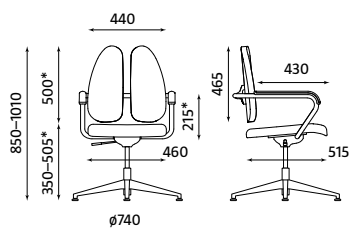
Xenium

Technical description

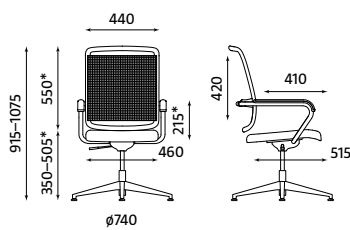
NowyStyl

1. Dimensions / Weight

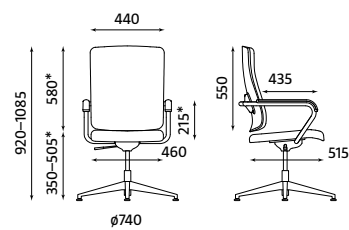
1.1. Conference swivel chairs



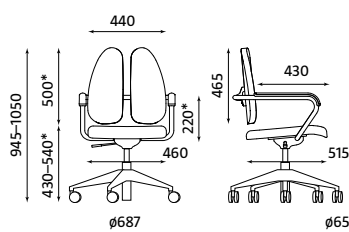
**XENIUM CONFERENCE SWIVEL CHAIR
X-CROSS DUO-BACK ST54**
weight: 14.20 kg



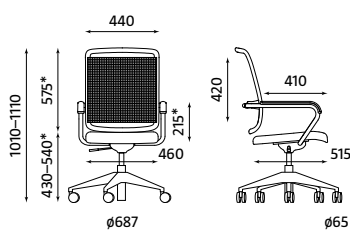
**XENIUM CONFERENCE SWIVEL CHAIR
X-CROSS MESH ST54**
weight: 13.20 kg



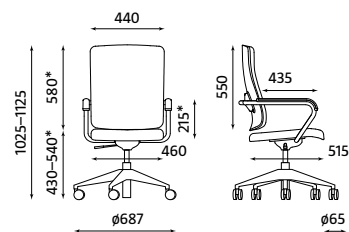
**XENIUM CONFERENCE SWIVEL CHAIR
X-CROSS UPH ST54**
weight: 14.00 kg



**XENIUM CONFERENCE SWIVEL CHAIR
X-CROSS DUO-BACK ST52**
weight: 14.20 kg

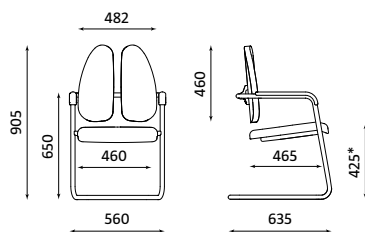


**XENIUM CONFERENCE SWIVEL CHAIR
X-CROSS MESH ST52**
weight: 13.00 kg

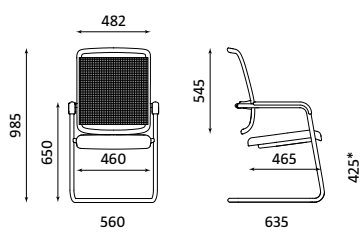


**XENIUM CONFERENCE SWIVEL CHAIR
X-CROSS UPH ST52**
weight: 14.00 kg

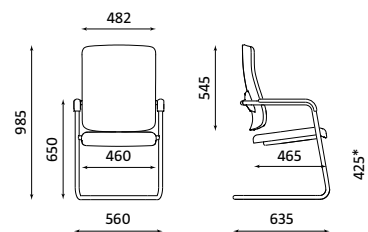
1.2. Conference frame chairs



XENIUM FRAME CHAIR CF DUO-BACK
weight: 9.00 kg



XENIUM FRAME CHAIR CF MESH
weight: 10.00 kg



XENIUM FRAME CHAIR CF UPH/PLASTIC
weight: 10.00 kg

2. Materials/Versions

2.1. Base / Frame

2.1.1. Conference swivel chairs

Bases:

- Ø 687 mm five-star black polyamide (TS28),
- Ø 687 mm five-star aluminium powder-coated in Jet black RAL 9005 colour (ST52-BL),
- Ø 687 mm five-star polished aluminium with chrome effect (ST52-POL).
- Ø 740 mm four-star aluminium powder-coated in Jet black RAL 9005 colour (ST54-BL),
- Ø 740 mm four-star polished aluminium with chrome effect (ST54-POL).

2.1.2. Conference frame chairs

Cantilever frame – made of steel tube

- Ø 25 × 2.5 mm (stackable up to 2 pcs), finish options:
- powder-coated in Jet black RAL 9005 colour with fixed armrests, black polyurethane (PU) pads (CFPS-BL/B),
 - powder-coated in Jet black RAL 9005 colour with fixed armrests, grey polyurethane (PU) pads (CFPS-BL/GR),
 - powder-coated in Traffic white RAL 9016 colour with fixed armrests, black polyurethane (PU) pads (CFPS-W/B),
 - chromium plated with fixed armrests, black polyurethane (PU) pads (CFPS-CR/B),
 - chromium plated with fixed armrests, grey polyurethane (PU) pads (CFPS-CR/GR).

2.2. Castors / Glides

2.2.1. Conference swivel chairs

Five-star base:

- Ø 65 mm black plastic self-braking castors for soft floors (ESH) as standard, or hard floors (ESHH) as an option.

Four-star base:

- chromium plated glides for soft floors (GB-CR) as standard, or hard floors (GBF-CR) as an option.

2.2.2. Conference frame chairs

Cantilever frame:

- mini-glides for soft floors (GBM) as standard, or hard floors (GBMF) as an option.

2.3. Mechanisms

TILT / AR / RG mechanism – functions:

- tilting of integrated seat and backrest in the range of 11° (free-floating),
- smooth height adjustment of chair with pneumatic gas lift.

2.4. Seat and backrest

Seat

Structure is made of 7-layer plywood, thickness 8 mm covered with injected foam, thickness 50 mm, density 50 kg / m³.

Backrest

Backrest supporting frame – upper part made of black, white or grey glass fiber reinforced polyamide (PA + GF), bottom part made of polished aluminium with chrome effect or powder-coated aluminium in black colour. As standard, each backrest is height adjustable in range of 90 mm.

Upholstered backrest (UPH) – structure is made of polypropylene (PP), covered with injected foam, thickness 26 mm, density 65–75 kg / m³. Backrest cover is made of black or white polypropylene (PP).

As an option:

- fully upholstered backrest (FU – ①),
- side drops upholstered in Runner 3D fabric (SD – ① / ②),

- backrest wave-shape stitching for upholstered backrest with plastic cover (V – ①) – applies to version upholstered in leather or leather imitation,

- backrest wave-shape stitching for upholstered backrest with plastic cover (V – ① / ②) – applies to all fabrics except for upholstered in leather or Imitation Leather.

Duo Back backrest (DUO BACK) – the structure is made of 8-layer plywood, thickness 12 mm, covered with injected foam, thickness 40 mm, density 65–75 kg / m³.

Side drops upholstered in Runner 3D fabric (SD – ① / ②) as an option.

Mesh backrest (MESH) – backrest frame is made of black, white or grey glass fiber reinforced polyamide (PA + GF). Mesh consists of polyester (75 %) and polyamide (25 %). Available in 3 colours: black, white and grey.

3. Armrests

Fixed armrests – integrated with frame, made of steel tube Ø 25 × 2.5 mm, with black or grey polyurethane (PU) pads.

4. Packaging

Conference frame and conference swivel chairs:

- conference swivel version 1 piece per box (fully assembled),
- cantilever frame version 2 pieces per box (assembled),

5. Technical regulations, approvals and quality marks for the chairs (for selected product configurations)

GS safety certificate.

GS safety certificate for users' weight up to 150 kg. NPR 1813.

6. Sample order

6.1. Conference swivel chairs

Product line	Product subgroup	Version		C01	C05	C09	C10	C11
XENIUM	CONFERENCE SWIVEL CHAIR	X-CROSS MESH	(TILT/AR/RG	BL	BA-MX-XNSW	SE-SD-YB009	ARM-CR/B
C12	C13	C14	C19					
GL-STD	ST54-POL	GB-CR	PACK-ASM)				

XENIUM CONFERENCE SWIVEL CHAIR X-CROSS MESH (TILT/AR/RG BL BA-MX-XNSW SE-SD-YB009 ARM-CR/B ST54-POL GBCR PACK-ASM)

C01 – Mechanism

C05 – Plastic elements – colour code

C09 – Backrest type – upholstery colour code

C10 – Seat– upholstery colour code

C11 – Armrest

C12 – Gas lift

C13 – Base

C14 – Castors / Glides

C19 – Packaging

XENIUM CONFERENCE SWIVEL CHAIR X-CROSS MESH (TILT / AR / RG BL BA-MX-XNSW SE-SD-YB009 ARM-CR / B GL-STD ST54-POL GBCR PACK-ASM) identifies the chair as:

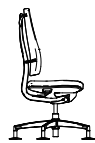
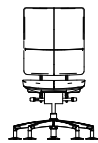
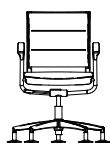
XENIUM CONFERENCE SWIVEL CHAIR, with mesh backrest (**X-CROSS MESH**), TILT mechanism (**TILT / AR / RG**), plastic elements in black colour (**BL**), backrest upholstered in mesh (**BA-MX-XNSW**), seat with side drops upholstered in Lucia YB009 fabric (**SE-SD-YB009**), fixed armrests with polished aluminium structure and black polyurethane (PU) pads (**ARM-CR / B**), gas lift with seat height (**GL-STD**), Ø 740 four-star polished aluminium base with chrome effect (**ST54-POL**), chromium plated glides for soft floors (**GBCR**), fully assembled (**PACK-ASM**).

Sail

Technical description

NowyStyl

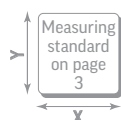
1. Dimensions / Weight



SAIL CONFERENCE SWIVEL CHAIR MESH 2

SAIL CONFERENCE SWIVEL CHAIR UPH

SAIL CONFERENCE SWIVEL CHAIR MESH



Model	Dimensions [mm]										Weight [KG]
	A	B	C	D	E	F	G	H	J	L	
SAIL CONFERENCE SWIVEL CHAIR MESH 2	420-540	430	460	505	895-1015	440	410	435	700	635	14

A – Seat height

B – Seat depth

C – Seat surface depth

D – Seat width

E – Overall height

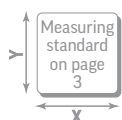
F – Backrest width

G – Backrest length

H – Backrest height

J – Base diameter

L – Overall depth



Armlehnen	Dimensions [mm]					Weight [kg]
	Z	Y	X	W	V	
GTP-PU	220	305	50	495	593	—

Z – Armrest height

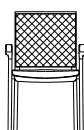
Y – Armrest length

X – Armrest width

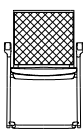
W – Internal width between armrests

V – External width between armrests

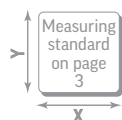
1.1 Frame chairs



SAIL FRAME CHAIR 4LA MESH



SAIL FRAME CHAIR CFA MESH



Model	Dimensions [mm]												Weight [kg]
	A	A1	B	C	D	E	F	G	H	K	V	L	
SAIL FRAME CHAIR 4LA MESH	480	470	435	470	505	875	440	415	645	565	590	610	12.7
SAIL FRAME CHAIR 4LA MESH BA-BC	480	470	430	460	505	875	440	415	645	565	590	610	13,1
SAIL FRAME CHAIR CFA MESH	470	460	435	470	505	885	440	415	645	560	590	615	13.3
!	470	460	430	460	505	885	440	415	645	560	590	615	13,7

A – Seat height

A1 – Seat height according to standard EN 16139

B – Seat depth

C – Seat surface depth

D – Seat width

E – Overall height

F – Backrest width

G – Backrest length

H – Armrests height

K – Base width

V – Overall width

L – Overall depth

2. Materials / Versions

2.1. Base / Frame

2.1.1. Conference swivel chairs / conference chairs

Bases:

- Ø 700 mm five-star base made of glass fiber reinforced polyamide in black colour (TS),
- Ø 700 mm five-star aluminium powder-coated in Jet black colour (ST-BL),
- Ø 700 mm five-star aluminium powder-coated in White aluminium colour (ST-WA),
- Ø 700 mm five-star polished aluminium with chrome effect (ST-POL),

2.1.2. Conference frame chairs (cantilever and 4-leg frame)

Frame is made of steel tube Ø 25 × 2.5 mm. Finish options:

- powder-coated in Jet black colour (E-BL),
- powder-coated in White aluminium colour (E-WA)
- chromium plated (E-CR)

Stackable:

Cantilever – stackable up to 3 pieces.

4-leg frame – stackable up to 3 pieces.

2.2. Castors / Glides

2.2.1. Conference chairs

Double-link castors conform to standard EN12529.

Ø 65 mm self-braking black plastic castors for soft floors (ESH) as standard, or hard floors (ESHH) as an option.

Glides for soft floors (GB) or with felt for hard floors (GBF) as an option – both as an option.

2.2.2. Conference frame chairs

Cantilever:

Glides for soft floors (GB) or with felt for hard floors (GBF) as an option.

4-leg frame:

Glides for soft floors (GB) or with felt for hard floors (GBF) as an option.

2.3. Mechanisms

Mechanism made of aluminium and plastic in black colour.

Mechanism cover is made of heavy metal-free black polypropylene (PP).

2.3.1. Conference swivel chairs

SYNCHRONOUS MECHANISM (SY)

Functions:

- backrest tilt synchronised with seat tilt at rate 3.8:1,
- backrest tilt angle of 23° synchronised with seat tilt angle of 6° ,
- backrest multi-lock in 4 positions (0° / 9,5° / 16,5° / 20°), travel limiter,
- backrest tilt force adjustment – 2 turns fast adjustment,
- seat depth adjustment: 6 positions = 50 mm (as an option)
- smooth height adjustment of chair

SYNCHRONOUS MECHANISM WITH AUTOMATIC HEIGHT ADJUSTMENT (SA)

Functions:

- backrest tilt synchronised with seat tilt at rate 3.8:1,
- backrest tilt angle of 23° synchronised with seat tilt angle of 6° ,
- backrest multi-lock in 4 positions (0° / 9,5° / 16,5° / 20°), travel limiter,
- backrest tilt force adjustment – 8 turns fast adjustment,
- seat depth adjustment: 6 positions = 50 mm (as an option)
- smooth height adjustment of chair

SYNCHRONOUS-COMFORT MECHANISM (SC)

Functions:

- backrest tilt synchronised with seat tilt at rate 2.6:1,
- backrest tilt angle of 31° synchronised with seat tilt angle of 12° ,
- backrest multi-lock in 4 positions,
- Anti-Shock – a feature that controls chair backrest to avoid hitting user's back after releasing the lock,
- smooth backrest tilt force adjustment – 2.5 turns fast adjustment,
- negative seat inclination in range of 0 – 4° ,
- seat depth adjustment: 6 positions = 50 mm (as an option)
- smooth height adjustment of chair.

2.4. Seat, backrest and headrest

2.4.1. Conference swivel chairs

Seat

Seat cushion is made of CFC-free polyurethane (PU) foam, thickness approx. 50 mm, density 60 kg / m³ ± 3.

Backrest

Mesh backrest

Backrest frame is made of glass fiber reinforced polyamide (PA + GF), upholstered in NTS mesh. Manual lumbar support (LDA) – smooth height adjustment in range of 70 mm, depth adjustment in range of 15 mm.

Upholstered backrest (SAIL PLUS)

Structure is made of polypropylene (PP), upholstered with CFC-free polyurethane (PU) foam, thickness approx. 45 mm, density 60 kg / m³ ± 3. Manual lumbar support (LDA) – smooth height adjustment in range of 70 mm, depth adjustment in range of 15 mm.

Options (dedicated to particular office swivel chair models):

Backrest cushion (BC) – upholstered cut foam, thickness approx. 15 mm, density 46 kg / m³ ± 3 (applicable to Sail mesh).

Headrest

Adjustable headrest (HR) – structure is made of plywood, thickness 5 mm, covered with cut foam, thickness 15 mm, density 46 kg / m³ ± 3, upholstered in fabric or leather. Headrest is upholstered in the same fabric type and colour as seat or in black Nappa leather, as an option. Smooth height adjustment in range of 100 mm.

2.4.2. Conference chairs and conference frame chairs

Seat

Seat cushion is made of CFC-free polyurethane (PU) foam, thickness approx. 50 mm, density 60 kg / m³ ± 3.

Backrest

Flexible mesh backrest – frame is made of glass fiber reinforced polyamide (PA + GF) in black colour. Backrest tilt angle 7° .

Backrest cushion (BC) – upholstered cut foam, thickness approx. 15 mm, density 46 kg / m³ ± 3

3. Armrests

3.1. Conference swivel chairs

2-D armrests (R2D) – armrest bar made of polyamide (PA) or polished aluminium. Pads made of black soft polyurethane (PU).

Adjustment range of 2-D armrests:

height 100 mm (11 positions),

side movement of the armrests: 70 mm.

4-D armrests (R4D) – armrest bar made of polyamide (PA) or polished aluminium. Pads made of black soft polyurethane (PU).

Adjustment range of 4-D armrests:

height 100 mm (11 positions),

side movement of the armrests: 70 mm,

forward / backward movement of the pad 50 mm, pad rotation in 6 positions ± 15 / 30° .

Possibility of purchasing all armrests in future.

3.2. Conference chairs and conference frame chairs

Fixed armrests are made of glass fiber reinforced polyamide (PA + GF) in black colour.

4. Packaging

Conference swivel chair – 1 piece per box (fully assembled).

Conference frame chair – 2 pieces per box (fully assembled).

5. Technical regulations, approvals and quality marks

– Office Excellence Quality Certificate

– GS-sign TÜV

– Blue Angel

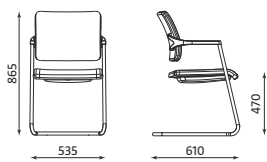
– Ergonomics tested

– Harmful substances tested

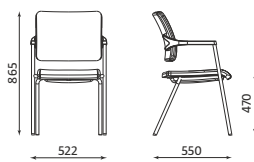
– Quality Office

2ME

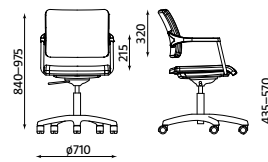
1. Dimensions / Weight



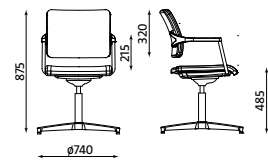
2ME-CFP
weight: 10.40 kg




2ME-4L
weight: 8.20 kg




2ME-BL TS25 ARM-BL
weight: 12.80 kg



2ME-BL ST53-POL ARM-CR
weight: 12.60 kg



SEAT – 2ME CFP / 2ME 4L



SEAT 2ME S 4L

2. Materials / Versions

2.1. Base / Frame

2.1.1. Conference swivel chairs

Bases:

- Ø 710 mm five-star black polyamide (TS25),
- Ø 710 mm five-star white polyamide (TS25-W),
- Ø 700 mm five-star aluminium powder-coated in White aluminium RAL 9006 colour (ST44-WA),
- Ø 700 mm five-star polished aluminium with chrome effect (ST44-POL),
- Ø 740 mm four-star polished aluminium with chrome effect (ST53-POL).

2.1.2. Conference frame chairs

Cantilever frame

made of steel tube

Ø 22 × 3 mm.

4-leg frame

made of steel tube Ø 22 × 2 mm.

Finish options:

- powder-coated in Traffic white RAL 9016 colour (W),
- powder-coated in Jet black RAL 9005 colour (BL),
- powder-coated in White aluminium RAL 9006 colour (WA),
- or „Fashion Collection“ colour,
- chromium plated (CR).

Stacking:

Cantilever chair – stacking up to 3 pieces.

4-leg chair (2ME-S only) – stacking up to 2 pieces.

2.2. Castors / Glides

2.2.1. Conference swivel chairs

Five-star base

Ø 65 mm black plastic self-braking castors for soft

floors (ESH) as standard, or hard floors (ESHH) as an option.

Ø 65 mm ring castors for soft floors (ESHR) or hard floors (ESHHR) – both as an option.

Four-star base

Glides for soft floors (GB) as standard, or hard floors (GBF) as an option.

2.2.2. Conference frame chairs

Cantilever frame

Glides for soft floors (GB) as standard, or hard floors (GBF) as an option.

Mini-glides for soft floors (GBMF), or hard floors (GBM) – both as an option.

Frame without glides (NGB) – as an option.

4-leg frame

Self-leveling glides for soft floors (GBP) as standard, or hard floors (GBPF) as an option.

Mini-rolls for soft floors (RMH), or hard floors (RMHH) – both as an option.

Mini-rolls for soft floors (RMH), or hard floors (RMHH) – both as an option.

2.3. Mechanisms

TILT / AR mechanism – functions:

- tilting of integrated seat and backrest in the range of 11° (free-floating),
- smooth height adjustment of chair with pneumatic gas lift.

2.4. Seat and backrest

Seat

Structure is made of 6-layer plywood, thickness approx. 9 mm covered with 2-layers of foam, thickness 15 mm, density 40 kg / m³, and thickness 16 mm, density 35 kg / m³.

Seat cover is made of black or white polypropylene (PP), according to selected colour concept.

Backrest

Upholstered backrest – structure is made of 6-layer plywood, thickness approx. 9 mm covered in front part with foam thickness 20 mm, density 25 kg / m³, and back part with foam thickness 6 mm, density 35 kg / m³.

3. Armrests

Fixed armrests – made of glass fiber reinforced polyamide (PA + GF) in black or white colour.

4. Packaging

Conference frame chairs

- conference swivel – 1 piece per box (fully assembled),
- conference cantilever frame – 2 pieces per box (fully assembled),
- conference 4-leg frame – 1 piece per box (fully assembled),
- 4-leg S (stackable) – 2 pieces per box (fully assembled).

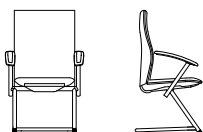
5. Technical regulations, approvals and quality marks for the chairs (for selected product configurations)

GS Safety Certificate.

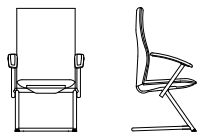
REMODEX (durability certificate) – approvals compliant with EN 1335 and EN 1022.

Tiger UP

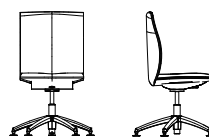
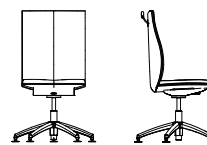
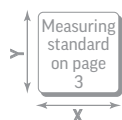
1. Dimensions/Weight



TIGER UP FRAME CHAIR CFA MB UPH



TIGER UP FRAME CHAIR CFA HB UPH


TIGER UP CONFERENCE SWIVEL CHAIR
MB UPH

TIGER UP CONFERENCE SWIVEL CHAIR
HB UPH


MODEL	Dimensions [mm]												Weight (kg)
	A	A1	B	C	D	E	F	G	H	K	V	L	
TIGER UP FRAME CHAIR CFA MB UPH	453	468	435	435	504	895	506	570	671	590	645	625	14,2
TIGER UP FRAME CHAIR CFA HB UPH	453	468	435	435	504	975	506	650	671	590	645	625	15,5

A – Seat height

A1 – Seat height according to standard
PN-EN 16139)

B – Seat depth

C – Seat surface depth

D – Seat width

E – Overall height

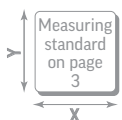
F – Backrest width

G – Backrest length

K – Base width

V – Overall width

L – Overall depth



Armlehnen	Dimensions [mm]					Weight [kg]
	Z	Y	X	W	V	
GTP	210	375	78	505	661	2,4
R	185-255	375	78	505	661	3,2

Z – Armrest height

Y – Armrest length

X – Armrest width

W – Internal width between armrests

V – External width between armrests

2. Materials / Versions

2.1. Base / Frame

2.1.1. Conference swivel chairs

Bases:

- Ø 660 mm five-star, black glass fiber reinforced polyamide (TS),
- Ø 660 mm five-star, polished aluminium (ST-POL), pneumatic gas lift with decreased pressure included.

2.1.2. Conference frame chairs (cantilever)

Cantilever frame – made of steel tube:

- Ø 30 × 2 mm - front part of frame and
- Ø 25 × 2 mm – back part of frame.

Finish option: chromium plated (E-CR).

No stacking possibility of chairs.

2.2. Castors / Glides

2.2.1. Conference frame chairs

Cantilever

Metal glides for soft floors (GB) as standard, or with felt for hard floors (GBF) as an option.

2.3. Mechanisms

2.3.1. Conference swivel chairs

GLIDE-TEC patented mechanism (GT)

- functions:
- backrest tilt synchronized with seat tilt at rate 3:1,
- backrest tilt angle in range of 33° synchronized with seat tilt angle in range of 11°
- backrest block at upright position (travel limiter),
- automatic weight adjustment + 2 steps-adjustment of backrest tilt force,
- smooth height adjustment of chair.

2.4. Seat, backrest and headrest

Seat and backrest

One-piece shell made of CFC-free polyurethane (PU) foam: integrated seat and backrest made of viscoplastic polypropylene (separable according to type). Back upholstered on both sides. Thickness of seat cushion approx. 40 mm, backrest cushion approx. 30 mm, density 58 kg / m³ ± 3. As standard, upholstery is underlain with a non-woven fabric (thickness approx. 5 mm). To increase the comfort of use, seat is equipped with additional foam insert (thickness approx. 10 mm).

AirShape System (AS) – consists of 4-chambers placed inside backrest which can be filled up with air by using a pump located under the seat. The system ensures optimal adjustment of lumbar support to user's back. Available as an option.

Seat covers are made of:

- heavy metal-free black polypropylene (PP) in office swivel chairs
- heavy metal-free black polystyrol (PS) in conference frame chairs.

Headrest

Adjustable headrest – structure is made of plywood (thickness 5 mm) covered with cut foam, thickness 10 mm, 10 mm and 5 mm, density approx. 38 – 41 kg / m³.

Headrest is fully upholstered. Tilt adjustment.

2.5 Armrests

2.5.1. Conference swivel chairs

Armrests made of steel tube and steel sheet, chromium plated or powder-coated in black colour.

Armrest pads made of black soft polyurethane (PU) or covered with leather (in case of chair version upholstered in leather, armrest pad in leather as standard).

Armrests can be assembled after delivery by a qualified serviceman.

As an option: height adjustable armrests in range of 70 mm (8 steps).

2.5.2. Conference frame chairs

Fixed armrests integrated with frame, chromium plated. Armrest pads made of black soft polypropylene (PU) or in case of chair version upholstered in leather, armrest pad in leather.

3. Packaging

Conference swivel chair with headrest - 1 piece per box, fully assembled.

Conference swivel chair without headrest - 1 piece per box, partially assembled, in L-shape box.

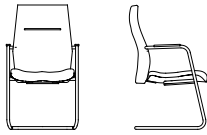
Conference frame chair - 1 piece per box (fully assembled).

SO-one

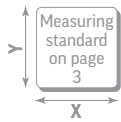
Technical description

NowyStyl

1. Dimensions / Weight



SO-ONE FRAME CHAIR CFA UPH



Model	Dimensions [mm]												Weight (kg)
	A	A1	B	C	D	E	F	G	H	K	V	L	
SO-ONE FRAME CHAIR CFA UPH GBM	480	455	465	475	500	1005	490	595	685	575	585	630	12,8
SO-ONE FRAME CHAIR CFA UPH GBMF	485	460	465	475	500	1010	490	595	690	575	585	630	12,8

A – Seat height

A1 – Seat height according to standard EN 16139

B – Seat depth

C – Seat surface depth

D – Seat width

E – Overall height

F – Backrest width

G – Backrest length

H – Armrests height

K – Base width

V – Overall width

L – Overall depth

2. Materials / Versions

2. Materials / Versions

2.1. Base / Frame

Cantilever frame made of steel tube
Ø 22 × 2.5 mm.

Finish options:

- powder-coated in Jet black RAL 9005 colour, integrated armrests with black polypropylene (PP) pads (E-BL / BL),
 - powder-coated in Jet black RAL 9005 colour, integrated armrests with plywood pads – stained or in natural beech colour (E-BL / ①) – [see finishes](#),
 - chromium plated, integrated armrests with black polypropylene (PP) pads (E-CR / BL),
 - chromium plated, integrated armrests with plywood pads – stained or in natural beech colour (E-CR / ①) – [see finishes](#).
- Stacking up to 3 pieces.

2.2. Castors / Glides

Frame without glides as standard. Mini-glides for soft floors (GBM), or hard floors (GBMF) – both as an option.

2.3. Seat, backrest and headrest

Seat

Structure is made of 7-layer plywood, thickness 10.5 mm, covered with cut foam, thickness 50 mm, density 40 kg / m³.

Backrest

Structure is made of 8-layer plywood, thickness 12 mm, covered with cut foam, front part – thickness 40 mm, density 35 kg / m³, back part – thickness 10 mm, density 35 kg / m³.

In case of chair upholstered in fabric or Imitation Leather, seat and backrest side drops available in Mafra fabric (MR).

In case of chair upholstered in leather, all upholstered elements available only in leather.

3. Armrests

Fixed armrests integrated with frame. Armrests pads are made of black polypropylene (PP) or 10-layer plywood, thickness 12 mm, stained or in natural beech colour – [see finishes](#).

4. Packaging

2 pieces per box (fully assembled).

5. Technical regulations, approvals and quality marks for the chairs (for selected product configurations)

GS Safety Certificate.

Quality Office certified.

6. Sample order

6.1. Conference chairs

Product line	Product subgroup	Version		C03	C09	C10	C14	C19	
SO-ONE	FRAME CHAIR	CFA UPH	(E-BL/1.007	BA-SD-CSE20/MR01	SE-SD-CSE20/MR01	GBMF	PACK-ASM)

SO-ONE FRAME CHAIR CFA UPH (E-BL/1.007 BA-SD-CSE20/MR01 SE-SD-CSE20/MR01 GBMF PACK-ASM)

C03 – Frame and armrests pad – colour codes
C09 – Backrest – upholstery colour code (all mesh elements in the same colour)

C10 – Seat – upholstery colour code (all mesh elements in the same colour)

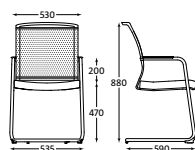
C14 – Glides
C19 – Packaging

SO-ONE FRAME CHAIR CFA UPH (E-BL / 1.007 BA-SD-CSE20 / MR01 SE-SD-CSE20 / MR01 GBMF PACK-ASM) identifies the chair as:
SO-ONE conference frame chair (**FRAME CHAIR**), with upholstered, backrest on cantilever base (**CFA UPH**), stackable frame, powder-coated in Jet black RAL 9005 colour, with plywood armrest pads in natural beech colour (**E-BL / 1.007**), fully upholstered backrest in Era CSE20 fabric with side drops upholstered in Mafra fabric in black colour (**BA-SD-CSE20 / MR01**), fully upholstered seat in Era CSE20 fabric with side drops upholstered in Mafra fabric in black colour (**SE-SD-CSE20 / MR01**), mini-glides for hard floors (**GBMF**), fully assembled (**PACK – ASM**).

Apart from the product number / code, please specify options, upholstery and other finishes to complete an order.

Z-body

1. Dimensions / Weight



Z-BODY CFP
weight: 8.20 kg

2. Materials / Versions

2.1. Base

Cantilever frame (CFP) Ø 22 × 3 mm
steel tube chromium plated.
Stacking up to 2 pieces.

2.2. Glides

Black polyethylene glides with replaceable
bottom cap made of white plastic (POM) for
soft floors (G2B) as standard and for hard
floors (G2BF) as an option.

2.3. Seat and backrest

Seat – made of 9-layer beech plywood,
thickness 11 mm, covered with foam density
50 kg / m³, thickness 20 mm and density
40 kg / m³, thickness 25 mm. Black seat cover
made from polypropylene.

Backrest – plastic (PP) frame upholstered
with polyester mesh.

2.4. Armrests

Integrated with chair frame, with PP pads.

3. Packaging

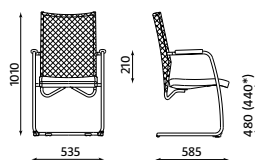
1 piece per box (assembled).

4. Technical regulations, approvals and quality marks for the chairs (for selected product configurations)

GS Safety Certificate (applicable to CFP version).

@-Motion

1. Dimensions/Weight



@-MOTION-LUX CFP
weight: 10.00 kg

2. Materials/Versions

2.1. Frame

Cantilever frame – made of steel tube
Ø 22 × 2.5 mm.

Finish options:

- powder-coated in Jet black RAL 9005 colour (BL),
- chromium plated (CR).

2.2. Glides

Glides for soft floors (GB) as standard, or hard floors (GBF) as an option.

2.3. Seat and backrest

Seat

Structure is made of 7-layer plywood, thickness 10.5 mm, covered with foam, thickness 50 mm, density 35 kg/m³.

Backrest

Frame is made of steel tubes Ø 20 × 1.5 mm and Ø 18 × 1.5 mm upholstered in black polyester mesh.

3. Armrests

Fixed armrests – made of steel tube Ø 22 × 2.5 mm. Armrests pads are made of solid wood, thickness 32 mm, covered with foam, thickness 9 mm, density 25 kg/m³, upholstered in black artificial leather (V14N).

4. Packaging

Conference frame chairs:

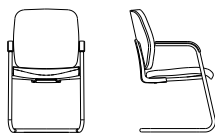
- 1 piece per box (fully assembled), 8 pieces on pallet.

5. Technical regulations, approvals and quality marks for the chairs (for selected product configurations)

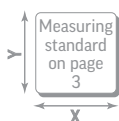
GS Certificate – re-certification pending.

GLOBEline

1. Dimensions / Weight



GLOBEline FRAME CHAIR CFA MB UPH



Model	Dimensions [mm]												Weight (kg)
	A	A1	B	C	D	E	F	G	H	K	L	V	
GLOBEline FRAME CHAIR CFA MB UPH	450	458	450	480	475	910	440	440	659	555	555	600	12,0

A – Seat height

A1 – Seat height according to standard EN 16139

B – Seat depth

C – Seat surface depth

D – Seat width

E – Overall height

F – Backrest width

G – Backrest length

H – Armrests height

L – Overall depth

V – Overall width

2. Materials / Versions

2.1. Base / Frame

Cantilever: frame made of steel tube $\varnothing 25 \times 2.5$ mm.

Finish options:

- powder coated in Jet Black colour (E-BL),
- powder coated in White aluminium colour (E-WA),
- chromium plated (CR).

Stacking:

Stackable up to 4 pieces.

2.2. Castors / Glides

No glides for soft floors or glides with felt for hard floors as an option (GBF).

2.3. Seat, backrest and headrest

Seat

Structure is made of polypropylene (PP). Seat cushion is made of CFC-free polyurethane (PU) foam, thickness approx. 40 mm, density 58 kg / m³. GLOBEline models are available with side drops upholstered in Runner 3D fabric (in case of seat upholstered in leather, side drops in leather).

Backrest

Structure is made of polypropylene (PP). Seat cushion is made of CFC-free polyurethane (PU) foam, thickness approx. 50 mm, density 58 kg / m³ ±3. GLOBEline models are available with side drops upholstered in Runner 3D fabric

(in case of seat upholstered in leather, side drops in leather). Backrest cover made of glass fiber reinforced polyamide (PA + GF).

2.4. Armrests

Fixed armrests integrated with frame, powder-coated in black or white colour, or chromium plated. Armrest pads made of black polypropylene (PP).

3. Packaging

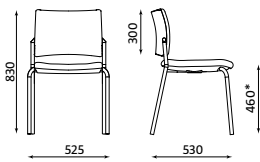
2 pieces per box (fully assembled)

4. Technical regulations, approvals and quality marks for the chairs (for selected product configurations)

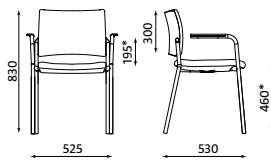
GS Certificate – re-certification pending.

Intrata

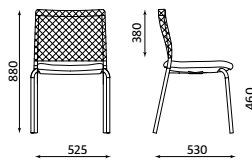
1. Dimensions / Weight



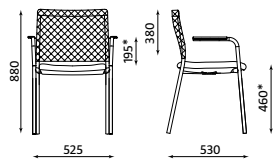
INTRATA V-31 FL NA
weight: 6.60 kg



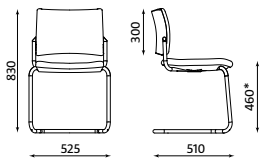
INTRATA V-31 FL ARM
weight: 7.70 kg



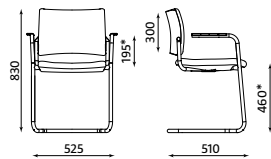
INTRATA V-32 FL NA
weight: 6.70 kg



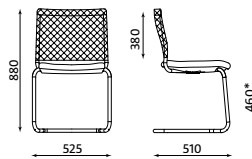
INTRATA V-32 FL ARM
weight: 7.80 kg



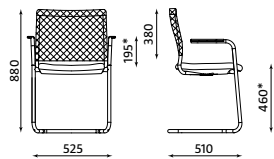
INTRATA V-31 CF NA
weight: 7.60 kg



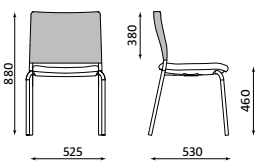
INTRATA V-31 CF ARM
weight: 8.70 kg



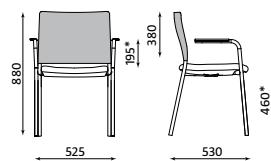
INTRATA V-32 CF NA
weight: 7.70 kg



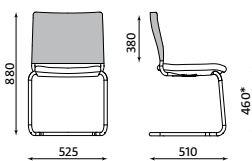
INTRATA V-32 CF ARM
weight: 8.80 kg



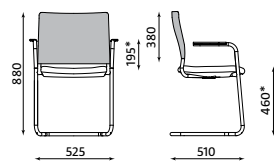
INTRATA V-34 FL NA
weight: 6.80 kg



INTRATA V-34 FL ARM
weight: 7.90 kg



INTRATA V-34 CF NA
weight: 7.80 kg



INTRATA V-34 CF ARM
weight: 8.90 kg

2. Materials / Versions

2.1. Frame

4-leg frame made of steel tube $\varnothing 22 \times 2.5$ mm.

Cantilever frame made of steel tube $\varnothing 22 \times 2.5$ mm.

Finish options:

- powder-coated in White aluminium RAL 9006 colour (ALU),
- powder-coated in Traffic white RAL 9016 colour (W),
- powder-coated in Jet black RAL 9005 colour (BL),
- chromium plated (CR).

Stacking:

- 4-leg chair with mini-rolls and armrests – up to 4 pieces,
- 4-leg chair with mini-rolls without armrests – up to 5 pieces,
- cantilever and 4-leg chair – up to 5 pieces.

2.2. Castors / Glides

Glides for soft floors as standard, or for hard floors (SF) as an option.

Mini-rolls – $\varnothing 37$ mm black plastic self-braking castors for soft floors (RMH), or hard floors (RMHH) – both as an option.

2.4. Seat & backrest

Seat

Structure is made of 5-layer plywood, thickness 6 mm, covered with cut foam, thickness 35 mm, density 40 kg/m^3 . Seat cover is made of black polypropylene (PP) as standard.

Backrest

Upholstered backrest – structure is made of 5-layer plywood, thickness 7.5 mm, covered with cut foam, thickness 35 mm, density 35 kg/m^3 . Backrest cover is made of black polypropylene (PP) as standard.

Mesh backrest – frame is made of steel tube $\varnothing 22 \times 2.5$ mm powder-coated in Jet black RAL 9005 (BL) colour as standard, or in White aluminium RAL 9006 (ALU) colour, Traffic white RAL 9016 (W) colour, or chromium plated, according to selected chair colour concept, as an option. Upper part of backrest frame is made of metal plate, thickness 4 mm.

Finish options:

- OP mesh (black colour as standard) – for V-32 version,
- Runner 3D fabric – for V-34 version.

3. Armrests

Fixed armrests – integrated with chair frame, armrest pads made of black polypropylene (PP).

4. Packaging

Conference frame chair:

- 2 pieces per box (assembled),
- 8 boxes on pallet.

5. Technical regulations, approvals and quality marks for the chairs (for selected product configurations)

GS Safety Certificate – re-certification pending.
Remodex (durability certificate) – approvals compliant with:

EN 16139, EN 1728 and EN 1022.

Office Excellence Quality Certificate – re-certification pending.

Approvals for OP mesh:

Ignitability: approval compliant with PN-EN1021-1;2:2007.

Composition: 100% polyester, 280 g/m^2 .

Abrasion resistance: 35,000 cycles as per PN-EN14465:2005 + A1:2007.

Passu

1. Dimensions / Weight



PASSU FRAME CHAIR CF P



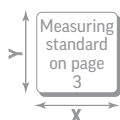
PASSU FRAME CHAIR 4L P



PASSU FRAME CHAIR CF MESH



PASSU FRAME CHAIR 4L MESH



	Dimensions [mm]												Weight (kg)
	A	A1	B	C	D	E	F	G	H	K	V	L	
PASSU FRAME CHAIR CF P	425	430	435	430	440	780	470	320	670	490	550	550	7,8
PASSU FRAME CHAIR 4L P	430	435	430	430	440	790	470	320	675	475	560	550	5,6
PASSU FRAME CHAIR CF MESH	425	430	460	430	440	800	480	360	670	490	550	585	7,9
PASSU FRAME 4L MESH	430	435	455	430	440	810	480	360	675	475	560	560	5,7

- A** – Seat height
A1 – Seat height according to standard PN-EN 16139)
B – Seat depth

- C** – Seat surface depth
D – Seat width
E – Overall height
F – Backrest width

- G** – Backrest length
K – Base width
V – Overall width
L – Overall depth

2. Materials / Versions

2.1. Frame

Cantilever frame – made of steel tube

Ø 22 × 3 mm.

4-leg frame – made of steel tube Ø 22 × 2 mm.

Finish options:

- powder-coated in Jet Black colour (E-BL),
- powder-coated in White Aluminium colour (E-WA),
- chromium plated (E-CR).

Stacking:

All models – up to 4 pieces.

2.2. Glides (Cantilever and 4-leg frame)

Plastic glides for soft floors (GB) as standard or with felt for hard floors (GBF) as an option.

2.3. Seat and backrest

2.3.1. Seat

Seat is made of black polypropylene (PP), thickness 6 mm.

Options:

Seat upholstered pad – made of CFC-free polyurethane (PU) cut foam, thickness approx. 15 mm, density approx. 42 kg/m³ ±3.

Fully upholstered seat – made of CFC-free polyurethane (PU) cut foam, thickness approx. 25 mm, density approx. 50 kg/m³ ±3; plastic cover (plastic seat).

Stacking protection – stacking cushion for plastic seat as standard; stacking protection for fully upholstered seat as an option.

2.3.2. Backrest

2.3.2.1. Passu P models

Backrest is made of black polypropylene (PP), thickness 6 mm.

Options:

Backrest upholstered pad – made of CFC-free polyurethane (PU) cut foam, thickness approx. 10 mm, density approx. 9 kg/m³ ±3.

Fully upholstered backrest – made of CFC-free polyurethane (PU) cut foam, thickness approx. 20 mm, density approx. 50 kg/m³ ±3, plastic cover (plastic seat).

2.3.2.2. Passu Mesh models

Mesh backrest – Backrest frame is made of glass fiber reinforced polyamide (PA + GF), upholstered in Runner 3D fabric, breathable and flexible.

2.4. Armrests

Armrests available as an option, armrests are made of black glass fiber reinforced polyamide (PA + GF).

3. Packaging

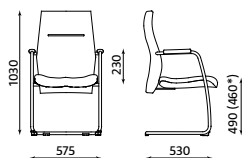
All PASSU models – up to 2 pieces per box (assembled).

4. Technical regulations, certificates and quality marks

- GS-sign TÜV
- Blue Angel
- Quality Office

Orlando

1. Dimensions/Weight



ORLANDO CFP
weight: 12.70 kg

2. Materials/Versions

2.1. Frame

Cantilever frame made of chromium plated steel tube $\varnothing 22 \times 2.5$ mm.

2.2. Glides

Glides for soft floors (GB) as standard or hard floors (GBF) as an option.

2.3. Seat and backrest

Seat

Structure is made of 7-layer plywood, thickness 10.5 mm, covered with cut foam, thickness 50 mm, density 40 kg/m³.

Backrest

Structure is made of 8-layer plywood, thickness 12 mm, covered with two layers of cut foam, front part thickness 40 mm, density 35 kg/m³, back part thickness 10 mm, density 35 kg/m³.

3. Armrests

Fixed armrests – integrated with frame, made of chromium plated steel tube $\varnothing 22 \times 2.5$ mm, wooden armrest pads made of stained solid wood, thickness 32 mm.

4. Packaging

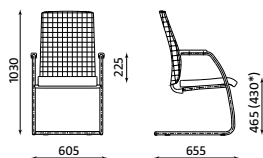
Conference frame chair – 1 piece per box (fully assembled), 4 pieces on pallet.

5. Technical regulations, approvals and quality marks for the chairs (for selected product configurations)

Remodex (durability certificate) – approvals compliant with EN 1335, EN 1022 and EN 1728.

Sit.Net

1. Dimensions/Weight



SIT.NET CFP
weight: 13.90 kg

2. Materials/Versions

2.1. Frame

Cantilever frame – made of chromium plated steel tube $\varnothing 25 \times 2.5$ mm.

2.2. Glides

Glides for soft floors (GB) as standard, or had floors (GBF) as an option.

2.3. Seat and backrest

Seat

Structure is made of 8-layer plywood, thickness 11.5 mm covered with cut foam, thickness 40 mm, density 40 kg / m³.

Backrest

Frame is made of glass fiber reinforced polyamide (PA + GF), upholstered in black OP mesh as standard.

3. Armrests

Fixed armrests – integrated with frame, made of steel tube $\varnothing 25 \times 2.5$ mm. Armrests pads are made of solid wood painted in black, thickness 22 mm.

4. Packaging

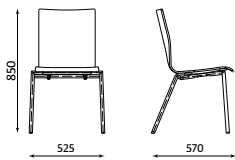
1 piece per box (fully assembled), 4 pieces on pallet.

5. Technical regulations, approvals and quality marks for the chairs (for selected product configurations)

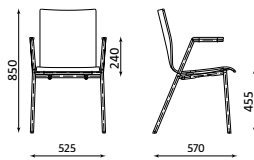
Remodex (durability certificate) – approvals compliant with: EN 1335, EN 1022, EN 16139 and EN 1728.

Cadeira

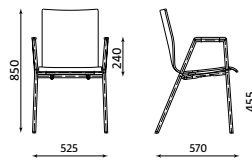
1. Dimensions/Weight



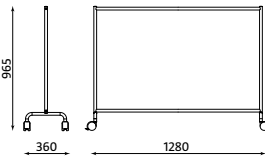
CADEIRA 4L
weight: 7.40 kg



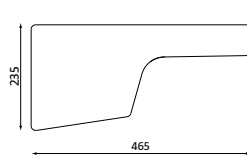
CADEIRA 4L-ARM / FRONT
weight: 8.30 kg



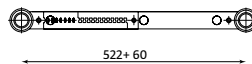
CADEIRA 4L-ARM
weight: 8.30 kg



**HANGER FOR
CADEIRA WRITING TABLETS**
weight: 4.20 kg



CADEIRA WRITING TABLET



**UNIVERSAL CHAIR ROW
CONNECTOR**
weight: 0.95 kg

2. Materials/Versions

2.1. Frame

2.1.1. Frame

4-leg frame – made of $\varnothing 22 \times 2$ mm chromium plated steel tube. .

Front/back cross bars and armrest bracket made of $\varnothing 22 \times 2.5$ mm chromium plated steel tube.

Stacking:

All versions – up to 6 pcs Cadeira 4L-WOOD – stacking buffer as standard Cadeira 4L SEAT-PLUS, PLUS and B-PLUS, A-PLUS – stacking cushion as an option to be ordered and assembled separately.

2.1.2. Click/link

CLICK-J4 – link integrated with frame applicable to 4-leg frame chairs with or without armrests, made of $\varnothing 6$ mm chromium plated rod. Numbering is not available. Chairs with CLICK-J4 can be stacked.

CLICK-J3-NRM – link integrated with frame applicable to 4-leg chairs with or without armrests, made of $\varnothing 6$ mm chromium plated rod (slider) with black click bracket (PA + GF) with place for interchangeable magnetic numbering. The numbering to be ordered separately. Chairs with CLICK-J3-NRM can be stacked.

ROW LINK EN 14703

- dedicated to connect Cadeira chairs,
- the set made of steel sheet,
- powder-coated in Jet black RAL 9005 (BL) colour.

UNIVERSAL ROW CONNECTOR

- dedicated to connect rows of chairs,
- distance adjustment: 440–500 mm,
- possibility of mounting to the floor,
- powder-coated in Jet black RAL 9005 (BL) colour.

CADEIRA ROW CONNECTOR

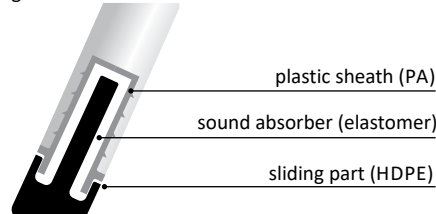
- dedicated to connect rows of Cadeira chairs,
- possibility of mounting to the floor,
- made of steel flat bar with sleeves welded at the ends,
- powder-coated in White aluminium RAL 9006 (ALU) colour.

2.2. Glides

Glides for soft floors (GB) as standard or for hard floors (GBF) as an option.

Self-levelling glides for soft floors (GBP) or hard floors (GBPF) both as an option – chair with self-levelling glides is approx. 20 mm higher.

Acoustic glides (GBA) – special structure reduces the noise emitted by glides by over 50 % in comparison to standard glides. Glides do not scratch surfaces.



2.3. Seat and backrest

Options for Cadeira 4L, 4L-ARM / FRONT, 4L-ARM:

Wooden shell (WOOD) – made of 8-layer beech plywood, thickness 10.5 mm

Laminated wooden shell (LAMINATE) – made of 8-layer beech plywood, thickness 10.5 mm. Visible plywood edges protected with wax.

Wooden shell with upholstered pad on seat (SEAT-PLUS) – the structure of seat pad is made of 3-layer beech plywood, thickness 4.5 mm, covered with foam thickness 15 mm, density 25 kg / m³.

Wooden shell with upholstered seat pad and backrest pad (PLUS) – seat and backrest pad structure made of 3-layer beech plywood, thickness 4.5 mm, covered with foam thickness 15 mm, density 25 kg / m³.

Wooden shell with fully upholstered front part of the shell (B-PLUS) – structure of pad made of 3-layer beech plywood, thickness 4.5 mm, covered with foam thickness 15 mm, density 25 kg / m³. Wooden back part of the shell.

Fully upholstered shell (A-PLUS) – structure made of 8-layer beech plywood, thickness 10.5 mm, covered with foam density 25 kg / m³,

thickness 20 mm (seat); 15 mm (backrest); 10 mm (back and bottom of seat shell).

WALL PROTECTION SYSTEM – frame construction enables 40 mm distance between backrest and the wall to prevent it from scratching.

2.4. Armrests

Fixed armrests – integrated with chair frame, armrest pads made of 10-layer beech plywood, thickness 12 mm.

Finish options:

- stained (NF-xx),
 - laminated (NF-xx),
 - plastic PP reinforced with glass fiber (NF-PP).
- 4L-ARM / FRONT model – chair can be hung on the table top.

2.5. Writing tablet

Writing tablet (right and left hand version) – made of 8-layer beech plywood, thickness 12 mm.

Frame made of $\varnothing 12$ chromium plated rod. Joints made of polyamide with fiberglass. Available for Cadeira 4L-ARM model only.

Finish options:

- stained plywood,
- laminated plywood, visible plywood edges protected with wax.

2.6. Hanger for Cadeira writing tablets

Hanger frame is made of steel tube $\varnothing 22 \times 1.5$ mm, powder-coated in White aluminium RAL 9006 colour, upper bar – chromium plated. Castors with brake. Hanger for Cadeira writing tablets can store up to 25 tablets. It can be disassembled into a pair of legs and two connecting bars.

3. Packaging

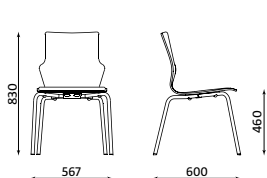
4L, 4L-ARM, 4L-ARM / FRONT – 2 pieces per box (assembled).

4. Technical regulations, approvals and quality marks for the chairs (for selected product configurations)

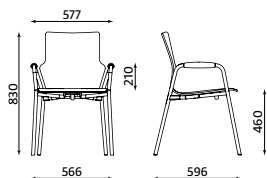
GS Safety Certificate.

Conversa

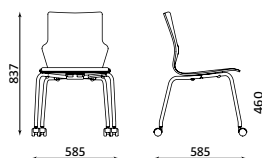
1. Dimensions/Weight



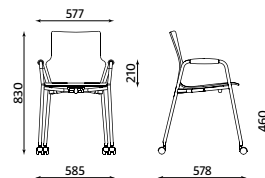
CONVERSA 10
weight: 5.35 kg



CONVERSA 11
weight: 6.85 kg



CONVERSA 40
weight: 5.85 kg



CONVERSA 41
weight: 7.35 kg

2. Materials/Versions

2.1. Frame

4-leg chair – steel tube $\varnothing 22 \times 2.0$ mm.

4-leg chair with armrests – steel tube $\varnothing 22 \times 2.0$ mm.

Stacking:

All versions – up to 4 pieces.

2.2. Glides

Glides for soft floors as standard, or hard floors (G2F) as an option, applicable to 4-leg frame chairs. $\varnothing 65$ mm castors for soft floors applicable to Conversa 40 and 41.

2.3. Seat and backrest

Conversa line available models:

Wooden shell – made of 9-layer beech plywood, thickness 9 mm.

Wooden shell with upholstered seat pad –

– seat pad is made of 9-layer beech plywood, thickness 3.5 mm, covered with foam, thickness 15 mm, density 25 kg/m³.

Wooden shell with upholstered seat pad and backrest pad – seat pad made of 9-layer beech plywood, thickness 3.5 mm, covered with foam, thickness 15 mm, density 25 kg/m³, backrest pad made of 9-layer beech plywood, thickness 3.5 mm, covered with foam, thickness 10 mm, density 21 kg/m³.

Wooden shell with upholstered front part of the shell – the pad is made of 9-layer beech plywood, thickness 3.5 mm, covered with foam, thickness 10 mm, density 21 kg/m³.

Fully upholstered shell – foam thickness 10 mm, density 25 kg/m³.

2.4. Armrests

Fixed armrests – integrated with chair frame, open and closed with polyurethane (PU) pad.

3. Packaging

– models 10 & 11 – up to 4 pieces per box (assembled),

– models 40 & 41 – up to 4 pieces per box (assembled).

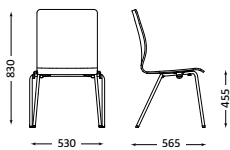
4. Technical regulations, approvals and quality marks for the chairs (for selected product configurations)

Remodex (durability certificate) – approvals compliant with: EN 16139, EN 1728, EN 1022.

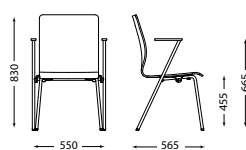
GS safety certificate (pending)

Fen

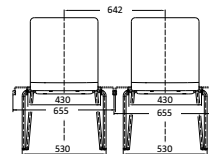
1. Dimensions/Weight



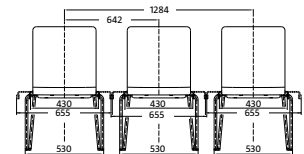
FEN 4L
weight: 5.40 kg



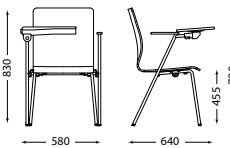
FEN 4L-ARM
weight: 6.50 kg



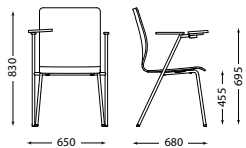
FEN-CLICK 4L_2



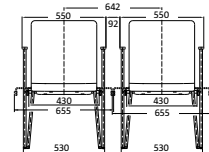
FEN-CLICK 4L_3



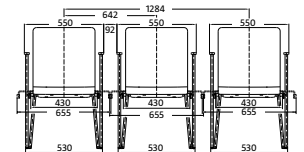
FEN 4L-ARM-TR
weight: 7.70 kg



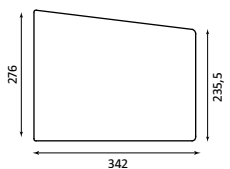
FEN 4L-ARM-TRA
weight: 7.40 kg



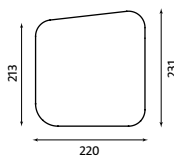
FEN-CLICK 4L-ARM_2



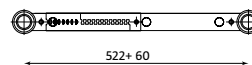
FEN-CLICK 4L-ARM_3



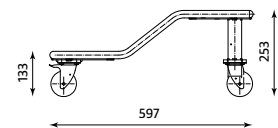
TR TABLET TOP
weight: 0.80 kg



TRA TABLET TOP
weight: 0.45 kg



UNIVERSAL ROW CONNECTOR
weight: 0.95 kg



CART
weight: 5.65 kg

2. Materials/Versions

2.1. Frame

2.1.1. Frame

4-leg frame (4L) – steel tubes $\varnothing 18 \times 2.0$ mm.

4-leg frame with armrests (4L-ARM) – steel tubes $\varnothing 18 \times 2.0$ mm.

4-leg frame with writing tablet (4L-ARM-TR) – steel tubes $\varnothing 18 \times 2.0$ mm, linkable chairs, not stackable.

4-leg frame with Anti-Panic writing tablet (4L-ARM-TRA) – steel tubes $\varnothing 18 \times 2.0$ mm, linkable chair.

Finish options for all versions:

- powder-coated in White aluminium RAL 9006 (ALU),
- powder-coated in Jet black RAL 9005 (BL),
- or „Fashion Collection“ colour,
- chromium plated (CR).

Stacking:

All versions up to 4 pieces, 10 pieces on cart (not applicable to TR version).

2.1.2. Click/link

CLICK – metal sliding link to connect chairs into rows available for FEN chair with or without armrests.

NRM – row numbering, 3D sticker available for wooden backrest (WOOD, LAMINATE, SEAT-PLUS) or embroidery available for upholstered backrest (PLUS, B-PLUS, A-PLUS).

UNIVERSAL ROW CONNECTOR

- dedicated to connect rows of chairs,
- distance adjustment: 470–530 mm,
- possibility of mounting to the floor,
- powder-coated in Jet black RAL 9005 (BL)

2.2. Glides

Glides for soft floors (GB) as standard or hard floors (GBF) as an option.

2.3. Seat and backrest

Wooden shell (WOOD) – made of 8-layer beech plywood, thickness 10.5 mm.

Laminated wooden shell (LAMINATE) – made of 8-layer beech plywood with two external layers of laminate, thickness 10.5 mm. Visible plywood edges protected with wax.

Wooden shell with upholstered pad on seat (SEAT-PLUS) – seat pad made of 3-layer beech plywood, thickness 4.5 mm, covered with foam thickness 20 mm, density 25 kg/m³.

Wooden shell with upholstered seat and backrest pads (PLUS) – seat pad made of 3-layer beech plywood, thickness 4.5 mm, covered with foam thickness 20 mm, density 25 kg/m³, backrest pad made of 3-layer beech plywood, thickness 4.5 mm, covered with foam, thickness 20 mm, density 25 kg/m³.

Wooden shell with front part fully upholstered (B-PLUS) – the pad is made of 3-layer beech plywood, thickness 4.5 mm, covered with foam thickness 20 mm, density 25 kg/m³.

Fully upholstered shell (A-PLUS) – front pad made of foam thickness 20 mm, density 25 kg/m³, back pad made of foam thickness 10 mm, density 25 kg/m³.

2.4. Armrest

Fixed armrests – integrated with chair frame, armrest pads made of 8-layer beech plywood, thickness 12 mm.

Finish options:

- stained wood (NF-xx) as standard,
- laminated wood (NF-LAMINATE-yy) as an option, visible plywood edges protected with wax.

2.5. Writing tablet

Standard version (TR) – made of 7-layer beech plywood, thickness 10.5 mm.

Finish options:

- stained wood (TR-xx) as standard,
- laminated wood (TR-LAMINATE-yy) as an option, visible plywood edges protected with wax.

Anti-Panic version (TRA) – made of 7-layer beech plywood, thickness 10.5 mm. The tablet folds automatically, available with amortisation function.

Finish options:

- stained wood (TRA-xx) as standard,
- laminated wood (TRA-LAMINATE-yy) as an option, visible plywood edges protected with wax.

3. Accessories

FEN CART

- made of steel tube diameter 22 × 1.5 mm,
 - 4 castors diameter 75 mm, 2 castors with manual brakes,
 - powder-coated in Jet black RAL 9005 colour.
- Cart dimensions:
590 mm x 600 mm x 255 mm (height)

4. Packaging

FEN 4L and 4L-ARM – 4 pieces per box

(assembled), 4 boxes per pallet

FEN 4L-ARM TRA/TLA – 3 pieces per box

(assembled), 4 boxes per pallet

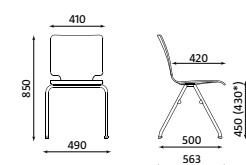
FEN 4L-ARM TR/TL – 3 pieces per box (chair assembled, writing tablet packed separately), 4 boxes per pallet.

5. Technical regulations, approvals and quality marks for the chairs (for selected product configurations)

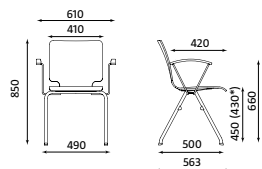
Durability certificate – compliant with EN 16139.

Axo

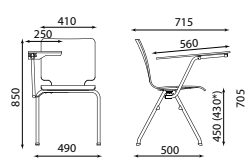
1. Dimensions / Weight



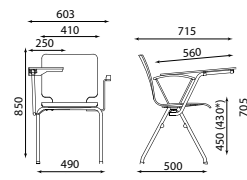
AXO 10
weight: 6.85 kg



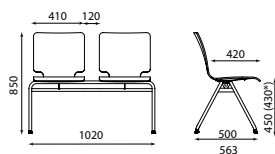
AXO 11
weight: 9.70 kg



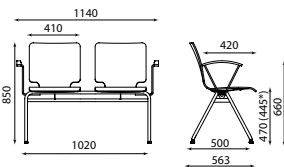
AXO 20
weight: 9.20 kg



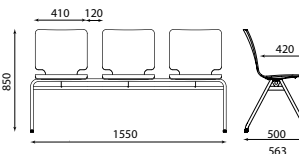
AXO 21
weight: 10.00 kg



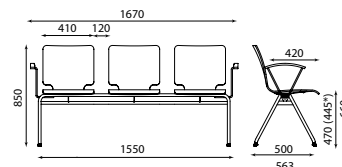
AXO 40
weight: 14.60 kg



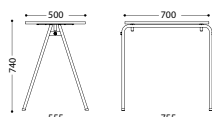
AXO 41
weight: 14.70 kg



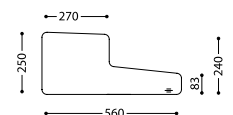
AXO 50
weight 21.00 kg



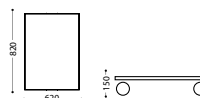
AXO 51
weight: 22.50 kg



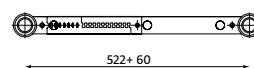
AXO Table
weight: 9.30 kg



AXO Tablet



AXO Cart



UNIVERSAL ROW CONNECTOR
weight: 0.95 kg

* Dimension measured in accordance with EN 16139 standard

2. Materials / Versions

2.1. Frame

2.1.1. Frame

4-leg frame – made of $\varnothing 22 \times 2$ mm steel tube.

Finish options:

- chromium plated (CR),
- powder-coated in White aluminium RAL 9006 (ALU) colour,
- powder-coated in Jet black RAL 9005 (BL).

Available versions: 4-leg, 4-leg with armrests, 4-leg with writing tablet, 4-leg with writing tablet and armrest, 4-leg bench for 2 or 3 persons, with or without armrests.

Stacking:

All versions except benches – up to 10 pcs.

2.1.2. Click / link

CLICK AXO J1 – fixed steel brackets with black plastic connectors for connecting chairs into rows, dedicated for Axo chairs without arms (AXO 10).

CLICK J1-NRM – fixed steel brackets with black plastic connectors for connecting chairs into rows with numbering application, dedicated for Axo chairs without arms (AXO 10). Numbering to be ordered separately.

CLICK AXO-J2 – steel brackets with black plastic connectors for connecting chairs into rows, dedicated for all Axo chair versions, width adjustment in three positions.

CLICK AXO-J2-NRM – steel brackets with black plastic connectors for connecting chairs into rows with numbering application, dedicated for all Axo chair versions, width adjustment in three positions. Numbering to be ordered separately.

AXO NUMBERING – sticker with numbering or interchangeable magnetic numbering to be ordered separately.

UNIVERSAL ROW CONNECTOR

- dedicated to connect rows of chairs,
- distance adjustment: 410–470 mm,

- possibility of mounting to the floor,
- powder-coated in Jet black RAL 9005 (BL) colour.

2.2. Glides

Glides for soft floors as standard, glides with felt for hard floors (G17F) as an option.

Self-levelling glides for soft floors (G3) or with felt for hard floors (G3F), both as an option. Chair height is increased by approx. 20 mm.

Glides G3 and G3F are not applicable to AXO benches.

2.3. Seat and backrest

Wooden shell (0) – made of 7-layer beech plywood, thickness 10.5 mm

Laminated wooden shell (LL) – made of 7-layer beech plywood, thickness 10.5 mm. Visible plywood edges protected with wax.

Veneered wooden shell (FT) – made of 7-layer beech plywood, thickness 10.5 mm.

Wooden shell with upholstered seat pad (1) – the structure of seat pad is made of beech plywood, thickness 4.5 mm, covered with CFC-free PU cut foam, density approx. 25 kg/m³, thickness 12 mm.

Wooden shell with upholstered seat pad and backrest pad (2) – seat and backrest pad structure made of beech plywood, thickness 4.5 mm, covered with CFC-free PU cut foam, density approx. 25 kg/m³, thickness 12 mm.

Seat dimensions: width 410 mm, depth 420 mm.

2.4. Armrests

Fixed armrests – armrest frame made of $\varnothing 11$ mm steel rod always in the colour of chair frame or specified if ordered separately, armrest pad made of 10-layer beech plywood, thickness 14 mm.

Finish options/armrest pad: stained, laminated or veneered. Visible plywood edges protected with wax (laminated version).

2.5. Writing tablet

AXO WRITING TABLET – the structure of tablet top made of 7-layer plywood, thickness 10 mm. Writing tablet frame always in the colour of chair frame or specified if ordered separately.

Finish options/tablet top: stained, laminated or veneered. Visible plywood edges protected with wax (laminated version).

Right hand version as standard, left hand version as an option.

3. Table

AXO TABLE – 4-leg base is made of $\varnothing 22 \times 2.5$ mm steel tube, table top made of melamine faced chipboard with 2 mm ABS edge, thickness 18 mm. The table is equipped with clicks to link the tables into rows.

Stacking up to 20 pieces.

4. Accessories

AXO CART – wooden in natural beech finish cart to transport stacked Axo chairs (up to 6 pcs) and tables (up to 12 pcs). All castors with rubber tires, 2 castors with manual brakes.

5. Packaging

Axo 10 – up to 4 pieces per box (assembled).

Axo 11, 20, 21 – up to 3 pieces per box (assembled).

Other – 1 piece per box (assembled).

6. Technical regulations, approvals and quality marks for the chairs (for selected product configurations)

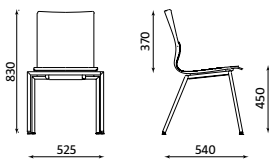
GS Safety Certificate (applicable to AXO 10, 11, 40, 41, 50, 51).

Remodex (durability certificate) – approvals compliant with:

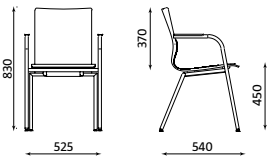
EN 14703, EN 16139, EN 1728, EN 1022 (applicable to Axo 10, 11, 20, 21), EN 16139, EN 1728, EN 1022 (applicable to AXO 40, 41, 50, 51).

Espacio

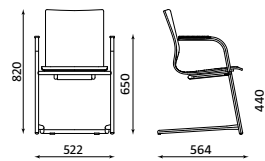
1. Dimensions/Weight



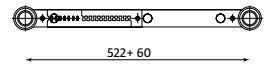
ESPACIO 4L
weight: 6.50 kg



ESPACIO 4L-ARM
weight: 8.00 kg



ESPACIO CFP
weight: 8.70 kg



UNIVERSAL ROW CONNECTOR
weight: 0.95 kg

2. Materials/Versions

2.1. Frame

2.1.1. Frame

4-leg frame (4L) – made of steel tube legs $\varnothing 22 \times 2.0$ mm, supporting bars $\varnothing 22 \times 2.5$ mm.

4-leg frame with armrests (4L-ARM) – made of steel tube $\varnothing 22 \times 2.0$ mm, supporting bars $\varnothing 22 \times 2.5$ mm.

Cantilever frame with armrests (CFP) – made of steel tube $\varnothing 22 \times 2.5$ mm.

Finish options:

– chromium plated (CR).

Stacking – 4 pieces

2.1.2. Click/link

UNIVERSAL ROW CONNECTOR

– dedicated to connect opposite rows of chairs,

– distance adjustment: 470–530 mm,

– fixing to the floor as an option,

– powder-coated in Jet black RAL 9005 (BL) colour.

ESPACIO ROW CONNECTOR RIGHT

– dedicated to connect opposite rows of chairs,

– distance between rows: 490 mm,

– fixing to the floor as an option,

– chromium plated finish.

2.2. Glides

4-leg frame

Glides for soft floors (GB) as standard and for hard floors (GBF) as an option.

Self-levelling glides for soft floors (GBP) or hard floors (GBPF) both as an option – chair with self-levelling glides is approx. 20 mm higher.

Cantilever CFP frame

Glides for soft floors (GB) as standard or for hard floors (GBF) as an option.

2.3. Seat and backrest

Wooden shell (WOOD) – made of 6-layer beech plywood, thickness 9 mm.

Wooden shell with upholstered pad on seat

(SEAT-PLUS) – the structure of seat pad is made of 3-layer beech plywood, thickness 3.5 mm, covered with foam thickness 9 mm, density 35 kg/m³.

All versions available with stacking cushion made of beech plywood, thickness 5 mm, covered with foam, thickness 9 mm, density 21 kg/m³ (as standard).

2.4. Armrests

Fixed armrests – integrated with the chair frame. Armrests caps made of solid beech wood, thickness 10 mm.

3. Packaging

4L/4L ARM: 4 pieces (assembled chair).

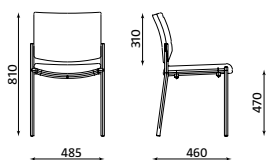
CFP: 3 pieces (assembled chair).

4. Technical regulations, approvals and quality marks for the chairs (for selected product configurations)

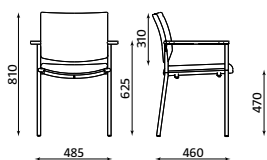
REMODEX – durability certificate: EN 16139, EN 1728, EN 1022.

Zen

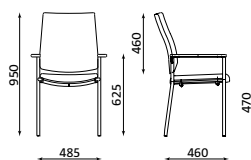
1. Dimensions/Weight



ZEN-LB 4L
weight: 7.50 kg



ZEN-LB 4L-ARM
weight: 8.00 kg



ZEN 4L-ARM
weight: 8.90 kg

2. Materials/Versions

2.1. Frame

4-leg frame – made of $\varnothing 22 \times 2$ mm steel tube.

Finish options:

- powder-coated in Jet black RAL 9005 (BL),
- powder-coated in White aluminium RAL 9006 (ALU),
- chromium plated (CR).

Stacking:

4-leg and 4-leg Arm – up to 4 pcs.

2.2. Glides

Glides for soft floors (GB) as standard, or hard floors (GBF) as an option.

2.3. Seat and backrest

Seat

Structure made of 7-layer beech plywood, thickness 10.5 mm, covered with foam, thickness 40 mm, density 35 kg/m^3 .

Backrest

Structure made of 7-layer beech plywood, thickness 10.5 mm, covered with foam, thickness 20 mm and 9 mm, density 25 kg/m^3 .

2.4. Armrests

Fixed armrests – integrated with chair frame, armrest pads made of solid beech wood, dimensions: $425 \times 40 \times 18$ mm.

3. Packaging

ZEN-LB 4L – up to 4 pieces per box (assembled).

ZEN-LB 4L-ARM – up to 3 pieces per box (assembled).

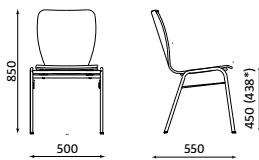
ZEN 4L-ARM – up to 3 pieces per box (assembled).

4. Technical regulations, approvals and quality marks for the chairs (for selected product configurations)

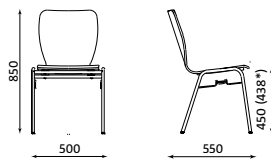
Remodex (durability certificate) – approvals compliant with: EN 16139, EN 1728, EN 1022.

Wing II

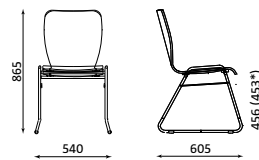
1. Dimensions / Weight



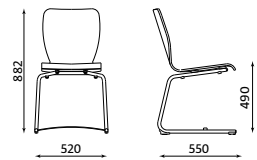
WING II
weight: 5.70 kg



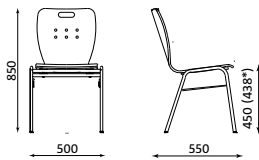
WING II CLICK
weight: 5.70 kg



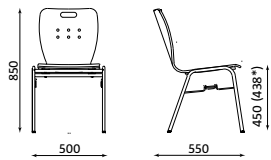
WING II CFS
weight: 5.70 kg



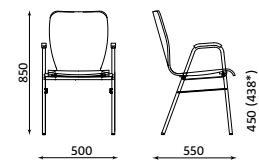
Wing II CFL**
weight: 7.70 kg



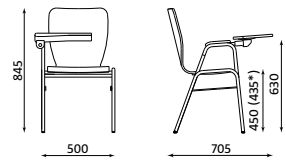
WING II.20
weight: 5.70 kg



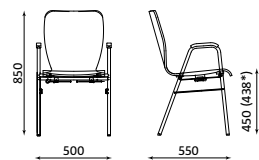
WING II.20 CLICK
weight: 5.70 kg



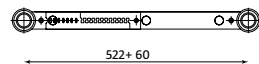
WING II W
weight: 6.60 kg



WING II TR
weight: 6.60 kg



WING II W CLICK-J4
weight: 7.00 kg



UNIVERSAL ROW CONNECTOR
weight: 0.95 kg

2. Materials / Versions

2.1. Frame

2.1.1. Frame

4-leg frame – made of $\varnothing 20 \times 2.0$ mm steel tube and $\varnothing 6$ mm steel bar.

CFS sled frame – made of $\varnothing 16 \times 2.0$ mm steel tube and $\varnothing 18 \times 1.5$, $\varnothing 5$ mm steel bar.

CFL cantilever frame – made of $\varnothing 22 \times 2.5$ mm steel tube and 25×4.0 mm flat bar.

Finish options

- chromium plated (CR),
- powder-coated in White aluminium RAL 9006 (ALU),
- Traffic white RAL 9016 (WT),
- powder-coated in Jet black RAL 9005 (BL),
- or „Fashion Collection“ colour.

Stacking:

- 4L – 8 pieces,
- CFS, CFL – 10 pieces.

Wing cart and Universal chair cart available.

2.1.2. Click/link

CLICK – $\varnothing 6$ mm steel rod integrated with the frame to connect Wing II 4L into rows.

CLICK-J4 – $\varnothing 6$ mm steel rod integrated with the frame to connect Wing II 4L and WING II W 4L into rows.

UNIVERSAL ROW CONNECTOR

- dedicated to connect opposite rows of chairs,
- distance adjustment: 450–510 mm,
- possibility of mounting to the floor,
- powder-coated in Jet black RAL 9005 (BL).

2.2. Glides

Glides for soft floors (GB) as standard or hard floors (GBF) as an option.

2.3. Seat and backrest

Wooden shell (WOOD) – made of 8-layer beech plywood, thickness 10.5 mm.

Laminated wooden shell (LAMINATE) – made of 8-layer beech plywood, thickness 10.5 mm.

Visible plywood edges protected with wax.

Wooden shell with upholstered pad on seat (SEAT-PLUS) – the structure of seat pad is made of 3-layer beech plywood, thickness 4.5 mm, covered with foam thickness 15 mm, density 25 kg/m³.

Wooden shell with upholstered seat pad and backrest pad (PLUS) – seat and backrest pad structure made of 3-layer beech plywood, thickness 4.5 mm, covered with foam thickness 15 mm, density 25 kg/m³.

2.4. Armrests

Fixed armrest – integrated with chair frame (WING II W), armrest pads (50 × 180 mm) made of plywood, thickness 17 mm.

Finish options:

- stained (NF-xx),
- laminated.

2.5. Writing tablet

Writing tablet (right and left hand version) made of 8-layer beech plywood, thickness 10.5 mm. Tablet top dimensions: 355 × 283 mm.

Finish options:

- stained plywood,
- laminated plywood, visible plywood edges protected with wax.

3. Accessories

WING CART – made of steel tube diameter 25 × 2.0 mm with supports and diameter 20 × 2.0 mm for for handles with rod bar diameter 8 mm, handles to be fixed to the cart after stacking the chairs, 4 castors diameter 75 mm, 2 castors with manual brakes, powder-coated in White aluminium RAL 9006 (ALU) or Jet black RAL 9005 (BL) colour. 24 pcs to be stacked back to back.

Cart dimensions:

650 mm × 1720 mm × 840 mm (height)

4. Packaging

4 pcs per box (assembled chair).

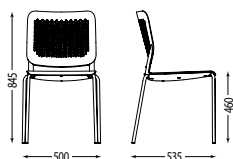
5. Technical regulations, approvals and quality marks for the chairs (for selected product configurations)

REMODEX – durability certificate: EN 16139, EN 1728, EN 1022

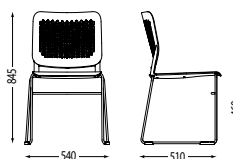
Proven Safety Certificate GS.

Calado

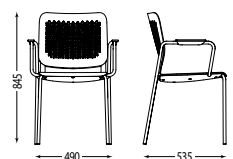
1. Dimensions / Weight



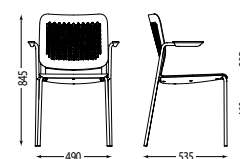
CALADO 4L
weight: 5.20 kg



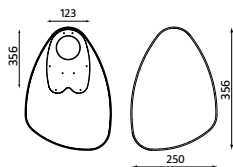
CALADO CFS
weight: 6.00 kg



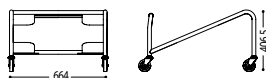
CALADO 4L-ARM
weight: 6.50 kg



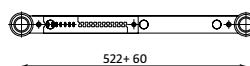
CALADO 4L-ARM / FRONT
weight: 6.00 kg



CALADO WRITING TABLET



CALADO CART



UNIVERSAL ROW CONNECTOR
weight: 0.95 kg

2. Materials / Versions

2.1. Frame

2.1.1. Frame

Sled frame – made of steel rod \varnothing 11 mm.

4-leg frame – made of steel tube \varnothing 18 mm and steel rod \varnothing 11 mm

Finish options:

– chromium plated (CR).

Stacking:

- 4-leg chair up to 8 pieces, 12 pieces on a stacking cart,
- 4-leg chair with open or closed armrests up to 6 pieces, 10 pieces on a stacking cart,
- Sled frame chair up to 10 pieces, 21 pieces on a stacking cart.

2.1.2. Click / Link

GTL – glides for connecting chairs into rows dedicated to sled frame (CFS).

LINK-PLASTIC 18 REG – dedicated to connect Calado 4-leg with or without arms into rows. The link is made of black polypropylene (PP). 2 pcs are needed to connect 2 chairs.

UNIVERSAL ROW CONNECTOR

- dedicated to connect rows of chairs,
- distance adjustment: 470–530 mm,
- possibility of mounting to the floor,
- powder-coated in Jet black RAL 9005 (BL) colour.

2.2. Glides

Glides for soft floors (GB), as standard. Black colour for 4-leg chair, transparent for sled frame. Row linking glides (GTL) as an option.

2.3. Seat and backrest

Seat

Plastic seat – seat shell and cover made of polypropylene (PP).

Plastic seat with upholstered seat pad (SEAT-PLUS) – structure made of polypropylene (PP) seat covered with foam thickness 20 mm, density 25 kg / m³.

Backrest

Structure made of glass fiber reinforced polypropylene with openwork structure.

2.4. Armrests

Fixed armrests – integrated with chair frame, armrest pads made of polypropylene (PP) in the same finish as seat and backrest.

4L-ARM / FRONT model – chair can be hung on the table top.

2.5. Writing tablet

Writing tablet (right and left hand version) made of black ABS plastic, dedicated to Calado 4L-ARM model only, as an option. Writing tablet cannot be retrofitted. Calado chairs with writing tablets cannot be stacked.

3. Accessories

CALADO CART – for transporting stacked chairs, cart metal frame chromium plated, 4 wheels with a brake.

4. Packaging

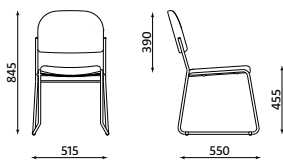
4 pieces per box (assembled).

5. Technical regulations, approvals and quality marks for the chairs (for selected product configurations)

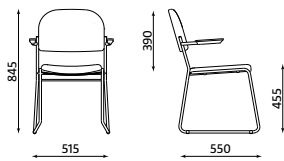
Remodex (durability certificate) – EN 16139, EN 1728, EN 1022.

Vesta New

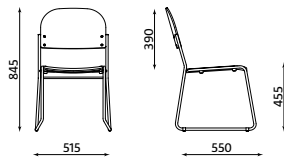
1. Dimensions / Weight



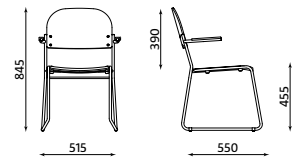
VESTA-NEW CFS
weight: 5.10 kg



VESTA-NEW CFP
weight: 5.80 kg



VESTA-NEW WOOD CFS
weight: 6.00 kg



VESTA-NEW WOOD CFP
weight: 6.70 kg



VESTA-NEW CART
weight: 11.80 kg

2. Materials / Versions

2.1. Frame

2.1.1. Frame

Sled frame – made of steel tube $\varnothing 16 \times 2.0$ mm.
Finish options:

- powder-coated in Jet black RAL 9005 (BL),
- powder-coated in White aluminium RAL 9006 (ALU),
- powder-coated in Traffic white RAL 9016 (W),
- or „Fashion Collection“ colour,
- chromium plated (CR).

Stacking up to 10 pieces, 25 pieces on Vesta New cart.

2.1.2. Click/link

Options for connecting chairs into rows:
CLICK – metal link integrated with chair frame, available in the same finish as chair frame.

Version with armrests (CFP) to be connected alternately with armless version (CFS).

LINK-PLASTIC 16 – made of polypropylene (PP), available in black or alu colour. Version with armrests (CFP) to be connected alternately with armless version (CFS), 2 pcs recommended to connect two chairs.

2.2. Glides

Glides for soft floors (GB) as standard or for hard floors (GBF) as an option.

2.3. Seat and backrest

Upholstered seat and backrest – seat structure is made of 4-layer beech plywood, thickness 6 mm, covered with cut foam thickness 30 mm, density 25 kg/m³. Backrest structure is made of 6-layer beech plywood, thickness 9 mm, covered with cut foam thickness 25 mm, density 25 kg/m³ in front part, and cut foam thickness 10 mm, density 21 kg/m³ in back part.

Wooden seat and backrest (WOOD) – seat and backrest shells made of 6-layer beech plywood, thickness 9 mm.

Laminated seat and backrest (LAMINATE)

– seat and backrest shells made of 6-layer beech plywood, thickness 9 mm, covered with laminate.

2.4. Armrests

Fixed armrests – integrated with chair frame, armrest frame made of steel tube $\varnothing 18 \times 2.0$ mm.

Plastic armrest pads (NF-PP) – made of black polypropylene (PP), width 42 mm, thickness 8 mm, for upholstered version.

Wooden armrest pads (NF-xx) – made of solid wood, width 30 mm, thickness 10 mm, dedicated for wooden version.

Laminated armrest pads (NF-LAMINATE) – made of 6-layer beech plywood, width 30 mm, thickness 10 mm, covered with laminate, dedicated for laminated version.

VESTA NEW CFP – open armrests enable the chair to be hung on the table top.

3. Accessories

VESTA CART – frame made of steel tube $\varnothing 25 \times 1.5$ mm, powder-coated in alu (ALU) or black (BL) colour, possible to be stacked, stock and transported up to 25 pcs of chairs.

4. Packaging

All versions – 50 pcs on the pallet dedicated only for Vesta New chairs (2 piles with stacked chairs, 25 pcs each).

5. Technical regulations, approvals and quality marks for the chairs (for selected product configurations)

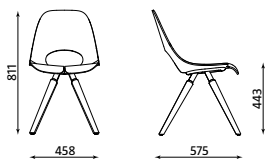
REMODEX (durability certificate) – approvals compliant with EN 16139, EN 1728 and EN 1022.

Tauko

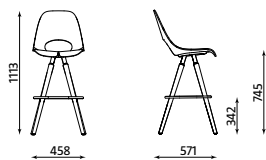
Technical description

NowyStyl

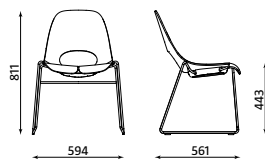
1. Dimensions / Weight



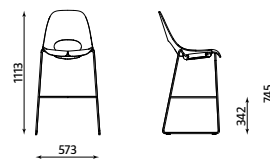
Tauko 4L-LWM
weight: 5.60 kg



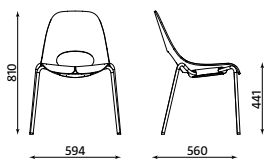
Tauko Hocker-4L-LWM
weight: 7.40 kg



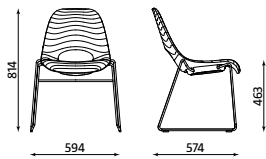
Tauko CFS-ROD
weight: 6.60 kg



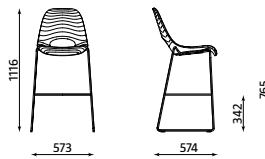
Tauko Hocker CFS-ROD
weight: 8.30 kg



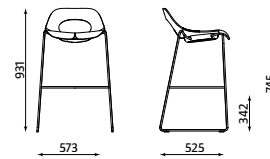
Tauko 4L-METAL
weight: 5.60 kg



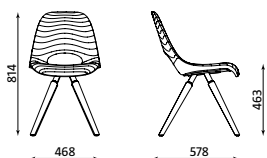
Tauko A-PLUS CFS-ROD
weight: 6.60 kg



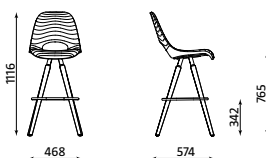
Tauko HOCKER A-PLUS CFS-ROD
weight: 8.80 kg



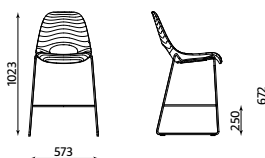
Tauko LB HOCKER CFS-ROD
weight: 7.90 kg



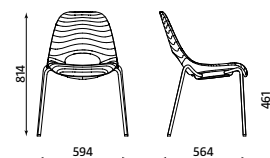
Tauko A-PLUS 4L-LWM
weight: 6.20 kg



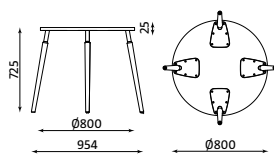
Tauko Hocker A-PLUS-4L-LWM
weight: 7.40 kg



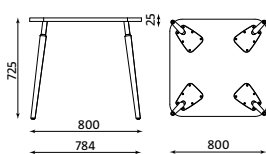
Tauko 7/8-Hocker A-PLUS-CFS-ROD
weight: 8.60 kg



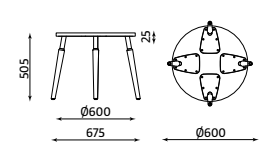
Tauko A-PLUS 4L-METAL
weight: 6.10 kg



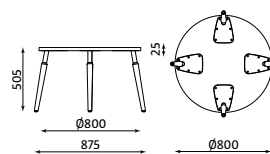
Tauko Table-LWM Ø 800
weight: 16.10 kg



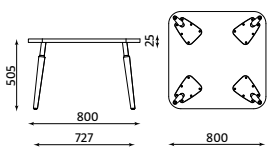
Tauko Table-LWM 800 x 800
weight: 18.50 kg



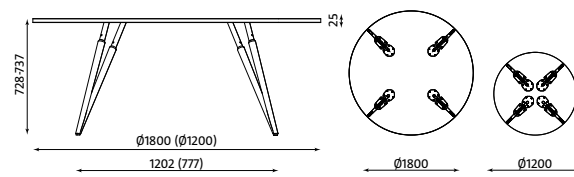
Tauko Coffee Table-LWM Ø 600
weight: 11.50 kg



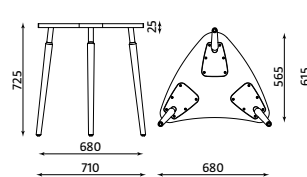
Tauko Coffee Table-LWM Ø 800
weight: 15.20 kg



Tauko Coffee Table-LWM 800 x 800
weight: 17.60 kg



Tauko Conference Table-LWM
weight Ø 1200: 31.30 kg
weight Ø 1800: 55.40 kg



Tauko Modular Table-LWM
weight: 9.60 kg

2. Materials / Versions

2.1 Chair and Bar Stool

2.1.1. Frame

LWM version – 4-leg chair and Hockers (Hocker and 7/8) with wooden legs.

The legs are made of solid wood.

Finish options:

- natural beech (1.007),
- stained beech (2.***),
- natural oak (2.D07).

Anti-skidding and matt top coat used to finish the surface.

The fixing part under the seat is made of metal sheet, thickness 5 mm and four steel tubes, diameter Ø 32 mm, thickness 2 mm. Metal surface is powder-coated in Traffic white RAL 9016 (WT), Jet black RAL 9005 (BL), Anthracite grey RAL 7016 (AH) or „Fashion Collection“ colour.

Hocker ring-base is made of steel tube, diameter Ø 16 mm, thickness 2 mm, available as chromium plated version only.

Black plastic cover for metal fixing part – as standard for plywood, SEAT-PLUS and PLUS version. For aesthetic purposes – felt pad placed under the plastic cover, thickness 4 mm. A-PLUS (fully upholstered) version – fixing part visible.

Stacking:

Tauko chair and Hocker with wooden legs do not stack.

CFS-ROD – sled frame chair and Hockers (Hocker and 7/8).

The frame is made of Ø 11 mm rod and metal sheet, thickness 4 mm. Finish options for CFS-ROD sled frame chairs:

- powder-coated in Jet black RAL 9005 (E-BL) colour,
- powder-coated in Traffic white RAL 9016 (E-WT) colour,
- powder-coated in Anthracite grey RAL 7016 (E-AH) colour,
- or „Fashion Collection“ colour,
- chromium plated (E-CR).

Finish options for CFS-ROD Hocker chairs:

- powder-coated in Jet black RAL 9005 (E-BL) colour,
- powder-coated in Traffic white RAL 9016 (E-WT) colour,
- powder-coated in Anthracite grey RAL 7016 (E-AH) colour,
- or „Fashion Collection“ colour,
- chromium plated (E-CR).

Black plastic cover for metal fixing part – as standard for WOOD, SEAT-PLUS, PLUS, and A-PLUS version. For stacking and aesthetic purposes – felt pad placed under the plastic cover, thickness 4 mm.

Stacking:

CFS-ROD plywood Shell – up to 8 pieces, CFS-ROD SEAT-PLUS, PLUS and A-PLUS – up to 6 pieces.

CFS-ROD Hocker version – does not stack

4L METAL – chair with metal legs. The frame is made of Ø 18 mm steel tubes, thickness 2.5 mm and metal sheet, thickness 4 mm.

Finish options:

- powder-coated in Jet black RAL 9005 (E-BL) colour,
- powder-coated in Traffic white RAL 9016 (E-WT) colour,

– powder-coated in Anthracite grey RAL 7016 (E-AH) colour,

– or „Fashion Collection“ colour,

– chromium plated (E-CR).

Black plastic cover for the metal fixing part – as standard for WOOD, SEAT-PLUS, PLUS and A-PLUS version. For stacking and aesthetic purposes – felt pad placed under the plastic cover, thickness 4 mm.

Stacking

All versions up to 6 pieces.

2.1.2. Glides

LWM version – 4-leg chair and Hockers with wooden legs:

Glides for soft floors (GB) as standard, or with felt for hard floors as an option (GBF).

CFS-ROD – sled frame chair and Hockers:

Glides for soft floors, transparent (GT), as standard or with felt for hard floors, transparent (GTF) as an option.

4L METAL – chair with metal legs:

Glides for soft floors (GB) as standard or with felt for hard floors (GBF) as an option.

2.1.3. Seat and backrest

Wooden shell (WOOD) – made of 7-layer beech plywood, thickness 8 mm. A black felt strip is placed along the gap in the seat.

Finish options:

- natural beech (1.007),
- stained beech, (2.***)
- veneered beech (2*07) – beech plywood shell covered on both sides with veneer.

Wooden shell with upholstered pad on seat

(SEAT-PLUS) – pad structure is made of 3-layer beech plywood, thickness 4.5 mm, covered with polyurethane foam of 40 kg / m³ density, thickness 10 mm.

Wooden shell with upholstered seat pad and backrest pad (PLUS) – seat pad structure is made of 3-layer beech plywood, thickness 4.5 mm covered with polyurethane foam of 40 kg / m³ density, thickness 10 mm, back pad structure is made of 3-layer beech plywood, thickness 3.5 mm, covered with polyurethane foam of 25 kg / m³ density, thickness 10 mm.

Fully upholstered shell (A-PLUS) – the shell is made of 7-layer beech plywood, thickness 8 mm, covered with cut polyurethane foam of 30 kg / m² density, 20 mm thickness. Decorative stitching in all available range from Xtreme (XR), Blazer (CUZ) and Synergy (LDS) with the same thread colour as upholstery.

2.1.4. Packaging

LWM version – 4-leg chair and Hockers (Hocker and 7/8) with wooden legs.

1 piece per box (assembled), 8 pieces / pallet 1200 × 1000 mm

CFS-ROD – sled frame chair and Hockers (Hocker and 7/8).

Tauko CFS-ROD: 4 pieces per box (assembled)

16 pieces (4 boxes)/pallet 1200 × 800 mm.

Tauko Hocker CFS-ROD: 1 piece per box (assembled), 8 pieces / pallet 1200 × 1000 mm.

Tauko Hocker 7/8 CFS-ROD: 1 piece per box (assembled), 8 pieces / pallet 1200 × 1200 mm.

4L METAL – chair with metal legs.

4 pieces per box (assembled), 16 pieces (4 boxes)/pallet 1200 × 800 mm.

2.2. Tables

2.2.1. Base

LWM table, LWM coffee table, LWM modular table.

The legs are made of solid wood.

Finish options:

- natural beech (1.007),
- stained beech (2.***),
- natural oak (2.D07).

The fixing part is made of metal sheet, thickness 5 mm and steel tubes Ø 32 mm, thickness 2 mm, powder-coated in Traffic white RAL 9016 (WT), Jet black RAL 9005 (BL), Anthracite grey RAL 7016 (AH) or „Fashion Collection“ colour.

Stacking:

- LWM table, LWM coffee table – no stacking possibility,
- LWM modular tables – up to 3 pieces.

LWM conference table.

Double legs are made of solid wood.

Finish options:

- natural beech (1.007),
- natural oak (2.D07).

The fixing part is made of metal sheet, thickness 5 mm and steel tubes Ø 32 mm, thickness 2 mm, powder-coated in Traffic white RAL 9016, Jet black RAL 9005 with structure or Anthracite grey colour RAL 7016.

Stacking:

No stacking possibility.

2.2.2. Glides

LWM table, LWM coffee table, LWM modular table:

Glides for soft floors (GB) as standard or with felt for hard floors (GBF) as an option.

LWM conference table:

Height adjustable glides (9 mm) for soft floors (GBR) as standard or with felt for hard floors (GBRF) as an option.

2.2.3. Top

Tauko table top is made of melamine faced chipboard (MFC), thickness 25 mm with 2 mm edge in glue technology for Maple (NC), Slate (MS) finish or laser edge for other dedicated finishes.

Available melamine colours: White (BI) , Slate (MS), Champagne Hard Maple (NC), Black (CC) and Cashmere (NK).

Tauko table top is made of melamine faced chipboard (MFC), thickness 25 mm, top part of table top covered with Fenix NTM and bottom part covered with anti-resilient laminate in Grey colour.

1 mm laser edge, is in the same colour as table top.

Available finishes: Fenix NTM laminate available in six colours: grigio antrim (KM), grigio bromo (KN), blu fes (KO), rosso jaipur (KP), verde comodoro (KR) and nero ingo (KJ).

Plastic connectors (Light grey, RAL 7035) for modular tables available as an option(TC). Set of 3 connectors to be fixed on each side of the table top.

Technical description

NowyStyl

2.2.4. Packaging

LWM table:

- 1 table per 2 boxes (a set of legs and table top are packed separately),
- 15 pieces (30 boxes)/pallet 1200 × 800 mm.

LWM coffee table:

- 1 table per 2 boxes (a set of legs and table top are packed separately),
- 18 pieces (36 boxes)/pallet 1200 × 800 mm.

LWM modular table:

- 1 table per 2 boxes (a set of legs and table top are packed separately),
- 15 pieces (30 boxes)/pallet 1200 × 800 mm.

LWM conference table:

- 1 table per 2 boxes (a set of legs and table top are packed separately),
- 12 pieces (24 cartons)/ pallet (dimensions adjusted to the size of table tops).

3. Technical regulations, approvals and quality marks for the chairs (for selected product configurations)

GS Safety certificate for selected configurations of chairs, bar stools and tables from LWM range.

4. Sample order

4.1. Tauko frame chairs

Product line	Product Subgroup	Version		C03	C05	C09/C10	C14	
TAUKO	FRAME CHAIR	CFS-ROD WOOD	(E-BL	CC-1.007	SEAT-PLUS-XR009	GBF)

TAUKO FRAME CHAIR CFS-ROD WOOD (E-BL CC-1.007 SEAT-PLUS-XR009 GBF)

C03 – Frame

C09 / C10 – Backrest and seat pad

C05 – Shell

C14 – Glides

TAUKO FRAME CHAIR CFS-ROD WOOD (E-BL CC-1.007 SEAT-PLUS-XR009 GBF)

identifies the chair as:

TAUKO FRAME CHAIR on sled frame (**CFS-ROD**) powder-coated in Jet black RAL 9005 (**E-BL**) colour, with shell made of wood (**WOOD**) in natural beech colour (**CC-1.007**), upholstered pad on the seat (**SEAT-PLUS**) in Xtreme XR009 fabric (**XR009**), glides with felt for hard floors (**GBF**).

4.2. Tauko tables

Product line	Product Subgroup	Version		D03	D04	D14	D17	D23	
TAUKO	COFFEE TABLE	LWM RO	(DI800	BI	BC-AH/1.007	GB)

TAUKO COFFEE TABLE LWM RO (DI800 BI BC-AH/1.007 GB)

D04 – Table top finish

D17 – Glides

D14 – Base

D23 – Table top connectors

TAUKO COFFEE TABLE LWM RO (DI800 BI BC-AH / 1.007 GB)

identifies the table as:

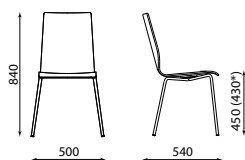
TAUKO COFFEE TABLE with wooden legs (**LWM**), round top (**RO**) diameter (**DI800**) in white colour (**BI**), metal fixing part of the leg powder-coated in Anthracite grey RAL 7016 (**BC-AH**) colour, wooden part of the leg in natural beech colour (**1.007**), glides for soft floors (**GB**).

Cafe VII

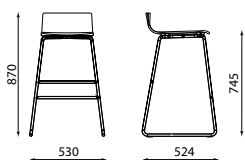
Technical description

NowyStyl

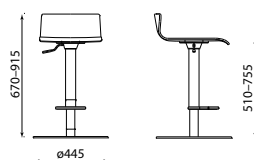
1. Dimensions / Weight



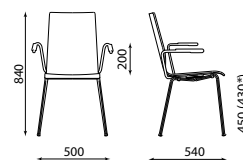
CAFE VII
weight: 4.80 kg



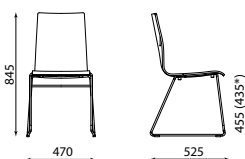
CAFE VII HOCKER
weight: 5,10 kg



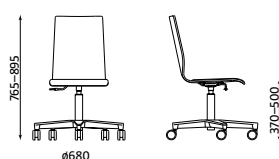
CAFE VII UP&DOWN
weight: 14,90 kg



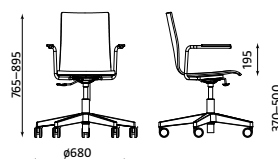
CAFE VII ARM
weight: 6,30 kg



CAFE VII CFS ROD
weight: 6.00 kg



CAFE VII GTS
weight: 6.30 kg



CAFE VII GTP
weight: 9.00 kg

2. Materials/Versions

2.1. Frame

2.1.1. Frame

4-leg frame – made of $\varnothing 16 \times 2.0$ mm steel tube, seat-fixing made of metal sheet, thickness 3 mm.

Sled frame (CFS ROD) – made of $\varnothing 11$ mm steel rod, support bar made of flat metal sheet 5×25 mm.

HOCKER sled frame – made of $\varnothing 18 \times 1.5$ mm steel tube.

UP&DOWN base – a column made of $\varnothing 60$ mm steel tube, base made of $\varnothing 470$ mm metal plate with upper metal sheet, thickness 8 mm.

Finish options:

4L, 4L ARM:

- chromium plated (CR),
- powder-coated in White aluminium RAL 9006 colour (ALU),
- powder-coated in Jet black RAL 9005 colour (BL),
- powder-coated in Traffic white RAL 9016 (WT)/ Anthracite grey RAL 7016 (AH)
- or „Fashion Collection" colour, – [see finishes](#).

HOCKER:

- chromium plated (CR),
- powder-coated in White aluminium RAL 9006 colour (ALU),
- powder-coated in Jet black RAL 9005 colour (BL),
- powder-coated in Traffic white RAL 9016 (WT)/ Anthracite grey RAL 7016 (AH)

CFS-ROD:

- chromium plated (CR),
- powder-coated in White aluminium RAL 9006 colour (ALU),
- powder-coated in Jet black RAL 9005 colour (BL),
- or „Fashion Collection" colour.

UP&DOWN:

- chromium plated (CR).

Swivel chair base:

Swivel chair base:

- $\varnothing 680$ five-star base black glass fiber reinforced polyamide (TS18),
- $\varnothing 680$ mm five-star aluminium powder-coated in White aluminium RAL 9006 colour (ST32-ALU),
- $\varnothing 680$ mm five-star polished aluminium with chrome effect (ST32-CR).

Stacking:

4L, 4L ARM WOOD – 4 pieces,
4L, 4L ARM A-PLUS; B-PLUS, SEAT PLUS, PLUS – 4 pieces (only with stacking cushion),
CFS ROD A-PLUS; B-PLUS; PLUS;
SEAT PLUS – 4 pieces (only with stacking cushion),
CFS ROD WOOD – 10 pieces.
Universal chair cart available.

2.1.2. Click/link

CLICK – $\varnothing 5$ mm steel rod integrated with the frame to connect CAFE VII chairs (without armrest only) into rows.

UNIVERSAL ROW CONNECTOR

- dedicated to connect rows of chairs,
- distance adjustment: 460–520 mm,
- possibility of mounting to the floor,
- powder-coated in Jet black RAL 9005 (BL) colour.

2.2. Castors / Glides

CAFE VII 4L, 4L ARM, CFS-ROD, HOCKER

Glides for soft floors (GB) as standard or with felt for hard floors (GBF) as an option.

CAFE VII UP&DOWN

Glides with felt for hard floors (GBF) as standard.

CAFE VII 4L, 4L ARM

Glides with replaceable caps for soft floors (GBP) or with felt for hard floors (GBPF), both as an option.

Glides for soft floors, white (GW) as an option

CAFE VII CFS-ROD

Glides for soft floors, transparent (GT) or with felt for hard floors, transparent (GTF), both as an option.

Glides with replaceable caps for connecting chairs into rows for soft floors (GBL), or with felt for hard floors (GBLF), both as an option

CAFE VII GTS/GTP

$\varnothing 50$ castors for soft floors (SH) as standard, or hard floors (SHH) as an option.

$\varnothing 65$ mm castors for soft floors (ESH), or hard floors (ESHH), both as an option.

2.3. Mechanisms

UP&DOWN version – smooth height adjustment of chair with pneumatic gas lift,
GTS, GTP version – smooth height adjustment of chair with pneumatic gas lift (PST45).

2.4. Seat and backrest

Options for CAFE VII, CAFE VII ARM, CAFE VII GTS/GTP, CAFE VII CFS ROD:

Wooden shell (WOOD) – made of 8-layer beech plywood, thickness 10.5 mm

Laminated wooden shell (LAMINATE) – made of 8-layer beech plywood, thickness 10.5 mm. Visible plywood edges protected with wax.

Wooden shell with upholstered pad on seat (SEAT-PLUS) – the structure of seat pad is made of 4-layer beech plywood, thickness 4.5 mm, covered with foam thickness 10 mm, density 25 kg/m^3 .

Wooden shell with upholstered seat pad and backrest pad (PLUS) – seat and backrest pad structure made of 4-layer beech plywood, thickness 4.5 mm, covered with foam thickness 10 mm, density 25 kg/m^3 .

Wooden shell with front part fully upholstered (B-PLUS) – structure of pad made of 4-layer beech plywood, thickness 4.5 mm, covered with foam thickness 25 mm, density 25 kg/m^3 . Wooden back part of the shell.

Fully upholstered shell (A-PLUS) – structure made of 8-layer beech plywood, thickness 10.5 mm, covered with foam density 25 kg/m^3 , thickness 20 mm (front shell); 10 mm (back part of shell).

Options for CAFE VII HOCKER, CAFE VII

UP&DOWN:

Wooden shell (WOOD) – made of 7-layer beech plywood, thickness 9 mm

Laminated wooden shell (LAMINATE) – made of 7-layer beech plywood, thickness 9 mm. Visible plywood edges protected with wax.

Fully upholstered shell (A-PLUS) – structure made of 7-layer beech plywood, thickness 9 mm, covered with foam density 25 kg/m^3 , thickness 20 mm (front shell); 10 mm (back part of shell).

2.5. Armrests

Options for CAFE VII ARM:

Fixed armrests – integrated with chair frame, armrests frame made of $\varnothing 18 \times 2.5$ mm steel tube in the same finish as the chair frame, armrest pads made of 8-layer plywood, thickness 12 mm.

Finish options for armrest pads:

- stained (NF-xx),
- laminated (NF-xx).

CAFE VII ARM – chair can be hung on the table top due to protective distances under the arm to prevent the table top from being scratched.

Options for CAFE VII GTP:

Fixed armrests – integrated with chair frame, armrests frame made of $\varnothing 18 \times 2.5$ mm steel tube, armrest pads made of 8-layer plywood, thickness 12 mm.

Finish options for armrest frame:

- chromium plated (CR),
- powder-coated in White aluminium RAL 9006 colour (ALU),
- powder-coated in Jet black RAL 9005 colour (BL),
- powder-coated in RAL colours (RALxx) – [see finishes](#).

Finish options for armrest pads:

- stained (NF-xx),
- laminated (NF-xx).

3. Packaging

4L/4LARM – 4 pieces per box (assembled),
4L/4L ARM A PLUS, B PLUS – 2 pieces per box (assembled),
CFS ROD – 4 pieces per box (assembled),
Hocker – 1 piece per box (disassembled),
UP&DOWN – 1 piece per box (assembled),
GTS, GTP – 1 piece per box (disassembled).

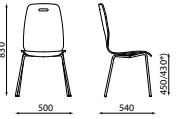
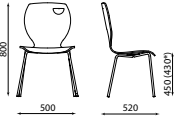
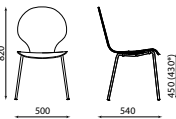
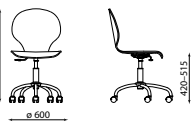
4. Technical regulations, approvals and quality marks for the chairs (for selected product configurations)

Durability certificate REMODEX: EN 16139, EN 1728, EN 1022, EN 1335.

Cafe II

Cafe IV

Cafe VI

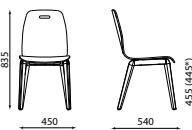
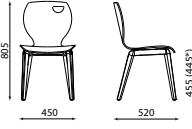
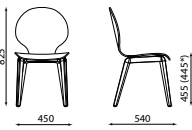
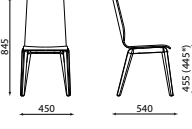
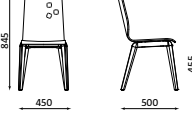
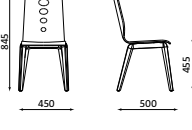
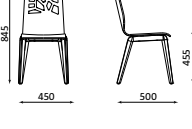
Model	Description
CAFE II 	Meeting chair on 4-leg frame powder-coated in Jet black RAL 9005 (BL), wooden shell, no stacking protection, glides for soft floors (GB).
CAFE IV 	Meeting chair on 4-leg frame powder-coated in Jet black RAL 9005 (BL), wooden shell, no stacking protection, glides for soft floors (GB).
CAFE VI 	Meeting chair on 4-leg frame powder-coated in Jet black RAL 9005 (BL), wooden shell, no stacking protection, glides for soft floors (GB).
CAFE VI GTS 	Swivel chair with wooden shell, no armrests (GTS), height adjustment with pneumatic gas lift (PST45), Ø 600 mm five-star chromium plated (ST20-CR), Ø 50 mm castors for soft floors (SH).

Cart

UNIVERSAL CHAIR CART





*Dimensions measured acc. to PN-EN 16139.

Cafe LGW

Model	Description
CAFE-II LGW 	Meeting chair on 4-leg wooden beech frame (1.007), wooden shell, glides for soft floors (GB).
CAFE-IV LGW 	Meeting chair on 4-leg wooden beech frame (1.007), wooden shell, glides for soft floors (GB).
CAFE-VI LGW 	Meeting chair on 4-leg wooden beech frame (1.007), wooden shell, glides for soft floors (GB).
CAFE-VII LGW 	Meeting chair on 4-leg wooden beech frame (1.007), wooden shell, glides for soft floors (GB).
AMMI LGW 	Meeting chair on 4-leg wooden beech frame (1.007), wooden shell, glides for soft floors (GB).
LANTANA LGW 	Meeting chair on 4-leg wooden beech frame (1.007), wooden shell, glides for soft floors (GB).
VERBENA LGW 	Meeting chair on 4-leg wooden beech frame (1.007), wooden shell, glides for soft floors (GB).





*Dimensions measured under load in accordance with the EN standard.




Shell type matrix

SHELL SHAPE		AMMI	CAFE VII	LANTANA	VERBENA
Model					
Seat	WOOD	●	●	●	●
	LAMINATE	●	●	●	●
Upholstered version	PLUS		●		
	SEAT PLUS	●	●	●	●
	A PLUS		●		
	B PLUS		●		

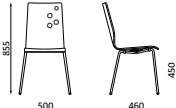
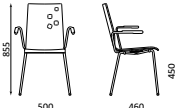
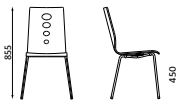
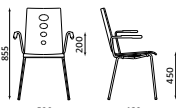


●

available versions

Upholstered versions			
PLUS	SEAT PLUS	A PLUS	B PLUS
			

CAFE IV	CAFE VI	CAFE II
		
•	•	•
•	•	•
	•	
•	•	•

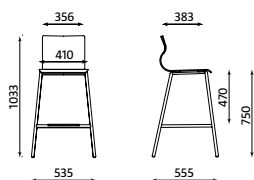
Ammi
Lantana
Verbena

Model	Description
AMMI 	Meeting chair on 4-leg frame powder-coated in Jet black RAL 9005 (BL), wooden shell, no stacking protection, glides for soft floors (GB).
AMMI ARM 	Meeting chair on 4-leg frame powder-coated in Jet black RAL 9005 (BL), open integrated armrests with wooden pads (NF-xx*), wooden shell, no stacking protection, glides for soft floors (GB).
LANTANA 	Meeting chair on 4-leg frame powder-coated in Jet black RAL 9005 (BL), wooden shell, no stacking protection, glides for soft floors (GB).
LANTANA ARM 	Meeting chair on 4-leg frame powder-coated in Jet black RAL 9005 (BL), open integrated armrests with wooden pads (NF-xx*), wooden shell, no stacking protection, glides for soft floors (GB).
VERBENA 	Meeting chair on 4-leg frame powder-coated in Jet black RAL 9005 (BL), wooden shell, no stacking protection, glides for soft floors (GB).
VERBENA ARM 	Meeting chair on 4-leg frame powder-coated in Jet black RAL 9005 (BL), open integrated armrests with wooden pads (NF-xx*), wooden shell, no stacking protection, glides for soft floors (GB).

* Please specify colour code of wood – [see finishes](#).

Evora

1. Dimensions / Weight



EVORA 10
weight: 5.70 kg

2. Materials / Version

2.1. Frame

Hocker 4-leg frame – made of $\varnothing 22 \times 1,5$ mm steel tube. Protective plastic footrest cap fixed to the crossbar.

Finish options:

- powder-coated in White aluminium RAL 9006 (ALU),
 - powder-coated in Jet black RAL 9005 (BL),
 - powder-coated in Traffic white RAL 9016 (W),
 - or „Fashion Collection“ colour,
 - chromium plated (Z).
- Chair does not stack.

2.2. Glides

Black plastic glides for soft floors (G20) as standard or hard floors (G20F) as an option.

2.3. Seat and backrest

Wooden shell (0) – made of 6-layer beech plywood, thickness 9.5 mm.

Fully upholstered shell (1) – structure made of 6-layer beech plywood, thickness 9.5 mm, covered with foam density 55 kg / m³, thickness 15 mm (front) and 9 mm (back part of backrest).

WALL PROTECTION SYSTEM – frame construction enables 60 mm distance between backrest and the wall to prevent it from scratching.

3. Packaging

1 piece per box (assembled).

4. Technical regulations, approvals and quality marks for the chairs (for selected product configurations)

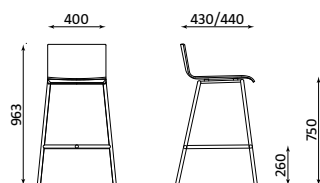
Selected configurations have:

Durability certificate:

EN 1022, EN 16139, EN 1728.

Zafiro

1. Dimensions / Weight



ZAFIRO HOCKER

weight: 5.50 kg

2. Materials / Version

2.1. Frame

Hocker 4-leg frame – made of $\varnothing 22 \times 1,5$ mm steel tube. Protective plastic footrest pad fixed to the crossbar.

Finish options:

- powder-coated in White aluminium RAL 9006 (ALU),
- powder-coated in Jet black RAL 9005 (BL),
- powder-coated in Traffic white RAL 9016 (WT),
- or „Fashion Collection“ colour,
- chromium plated (CR).

Chair does not stack.

2.2. Glides

Black plastic glides for soft floors (GB) as standard or hard floors (G20F) as an option.

2.3. Seat and backrest

Wooden shell – made of 9-layer beech plywood, thickness 10.5 mm, laminated on both sides, visible plywood edges protected with wax.

WALL PROTECTION SYSTEM – frame construction enables 25 mm distance between backrest and the wall to prevent it from scratching.

3. Packaging

1 piece per box (assembled).

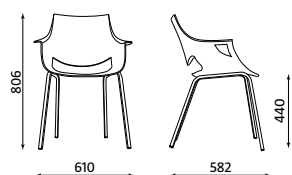
4. Technical regulations, approvals and quality marks for the chairs (for selected product configurations)

Selected configurations have durability certificate:

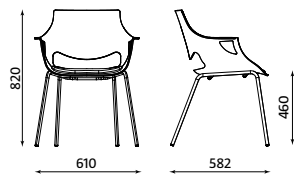
EN 1022, EN 16139, EN 1728.

Fano

1. Dimensions / Weight



FANO 4L
weight: 5.40 kg



FANO 4L SEAT-PLUS
weight: 5.80 kg

2. Materials / Version

2.1. Frame

4-leg frame – made of $\varnothing 18 \times 2.0$ mm steel tube.

Finish options:

- powder-coated in Jet black RAL 9005 colour (BL),
- powder-coated in White aluminium RAL 9006 colour (ALU),
- powder-coated in Traffic white RAL 9016 (WT)/ Anthracite grey RAL 7016 (AH)
- or „Fashion Collection" colour,
- chromium plated (CR).

Stacking – up to 4 pcs (not applicable to SEAT-PLUS version).

2.2. Glides

Glides for soft floors (GB) as standard or hard floors (GBF) as an option.

2.3. Seat and backrest

Plastic shell – shell with integrated armrests made of polypropylene (PP).

Plastic shell with upholstered seat pad (SEAT-PLUS) – seat pad structure made of beech plywood, thickness 4.5 mm, covered with foam, density 25 kg/m³, thickness 15 mm.

3. Packaging

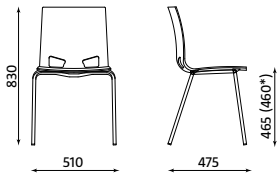
3 pieces per box (assembled)

4. Technical regulations, approvals and quality marks for the chairs (for selected product configurations)

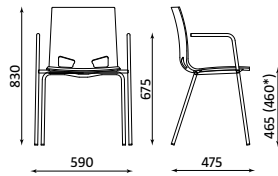
Durability certificate REMODEX – EN 16139, PN-EN 1728, PN-EN 1022.

Fondo

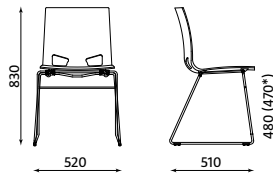
1. Dimensions / Weight



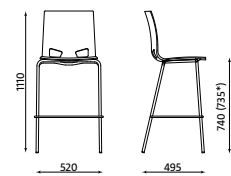
FONDO PP 4L
weight: 4.60 kg



FONDO PP 4L ARM
weight: 5.40 kg



FONDO PP CFS-ROD
weight: 5.80 kg



FONDO PP HOCKER
weight: 9.00 kg

2. Materials / Version

2.1. Frame

- 4-leg frame (4L) – made of $\varnothing 18 \times 2.0$ mm steel tube,
- 4-leg frame with integrated armrests (4L-ARM) – made of $\varnothing 18 \times 2.0$ mm steel tube
- Sled frame (CFS ROD) – made of $\varnothing 11$ mm steel rod,
- HOCKER 4-leg frame – made of – $\varnothing 18 \times 2.0$ mm steel tube and $\varnothing 10$ mm steel rod for footrest.

Finish options:

- powder-coated in Jet black RAL 9005 colour (BL),
- powder-coated in White aluminium RAL 9006 colour (ALU),
- chromium plated (CR).

Stacking:

- 4L – up to 6 pieces,
 - 4L ARM – up to 3 pieces,
 - CFS ROD – up to 8 pieces,
 - CFS ROD SEAT PLUS – up to 4 pieces,
 - HOCKER – up to 6 pieces
- Stacking of FONDO SEAT PLUS versions recommended with stacking cushion.
Universal chair cart available.

2.2. Glides

4L / 4L ARM version:

Glides for soft floors (GB) as standard or with felt for hard floors (GBF) as an option.

CFS-ROD version:

Transparent glides for soft floors (GT) as standard or with felt for hard floors (GTF) as an option.

HOCKER 4-leg version:

Glides for soft floors (GB) as standard or with felt for hard floors (GBPF) as an option.

2.3. Seat and backrest

Plastic shell – made of polypropylene (PP),
Plastic shell with upholstered seat pad (SEAT-PLUS) – seat pad made of 3-layer beech plywood, thickness 4.5 mm covered with foam, density 25 kg / m³, thickness 15 mm.

3. Packaging

4 pieces per box (assembled).

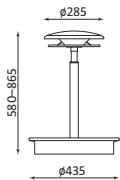
4. Technical regulations, approvals and quality marks for the chairs (for selected product configurations)

Durability certificate

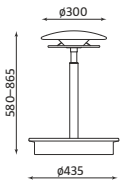
REMODEX: EN 16139, EN 1728, EN 1022.

Belise

1. Dimensions / Weight



BELISE 110
weight: 8.30 kg



BELISE UPH
weight: 8.30 kg

2. Materials / Versions

2.1. Base

The structure is made of:

- 3-layer beech plywood, thickness 4.5 mm,
- rubber disc, thickness 3 mm,
- foam thickness 50 mm, density 40 kg / m³,
- 9-layer beech plywood covered with black laminate (U999), thickness 13 mm, visible plywood edge protected with wax,
- chromium plated gas lift.

2.2. Seat

Wooden seat with upholstered pad (110) –

- structure is made of 11-layer beech plywood, thickness 16 mm, seat pad structure is made of 4-layer beech plywood, thickness 6 mm, foam thickness 20 mm, density 40 kg / m³.

Upholstered seat (UPH) – structure is made of 11-layer beech plywood, thickness 12 mm, covered with foam thickness 20 mm, density 40 kg / m³.

3. Packaging


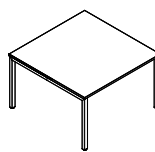

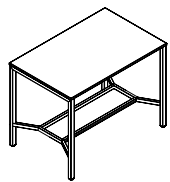
1 piece per box (assembled).

4. Technical regulations, approvals and quality marks for the chairs (for selected product configurations)

Ergonomical Evaluation Report.

Model	Description
<div>BELISE 110</div> <div></div>	Height adjustable hocker chair with wooden seat in natural beech finish (1.007) and upholstered pad. Height adjusting ring – powder-coated in Jet black RAL 9005 (BL) colour. Chromium plated gas lift and soft rubber base which allows tilting in every direction.
<div>BELISE UPH</div> <div></div>	Height adjustable hocker chair with fully upholstered seat. Height adjusting ring – powder-coated in Jet black RAL 9005 (BL) colour. Chromium plated gas lift and soft rubber base which allows tilting in every direction.

CS5040



Pricelist

For detailed information please see:

Office Furniture Price list



Convenio



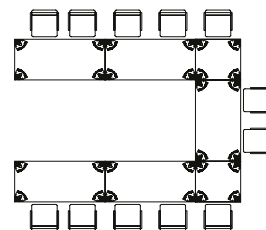
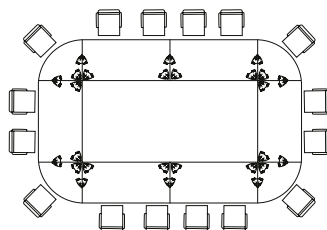
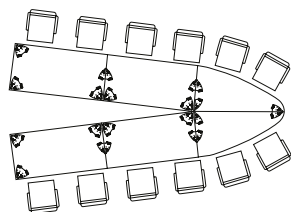
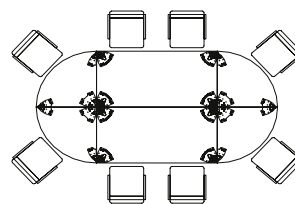
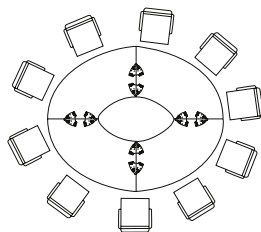
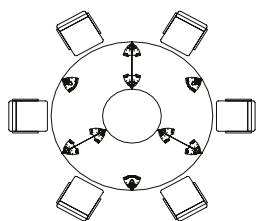
Pricelist

For detailed information please see:

Office Furniture Price list



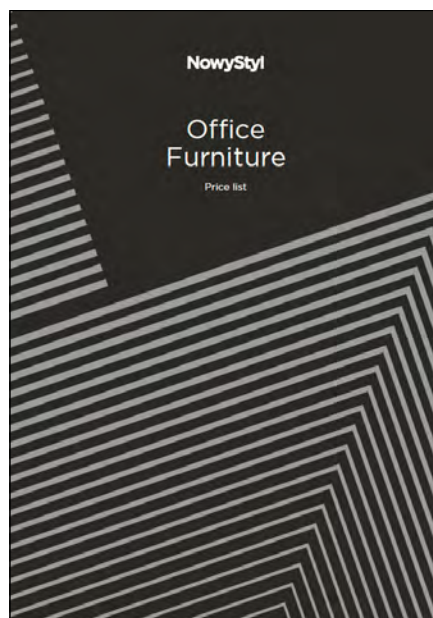
CX3200



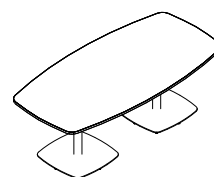
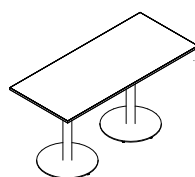
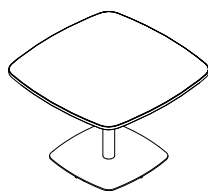
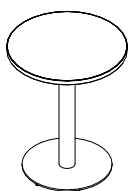
Pricelist

For detailed information please see:

Office Furniture Price list



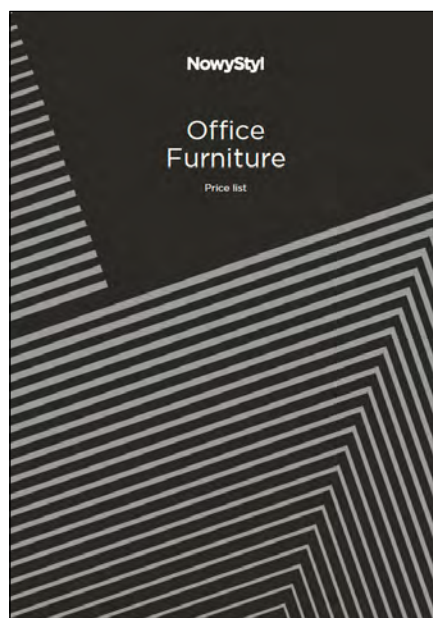
MeeThink




Pricelist

For detailed information please see:

Office Furniture Price list



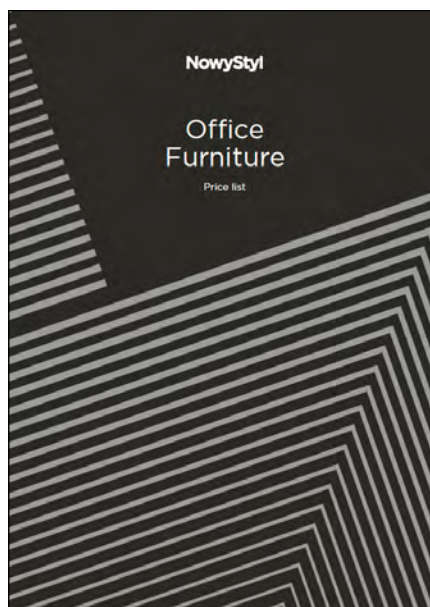
eModel 2.0



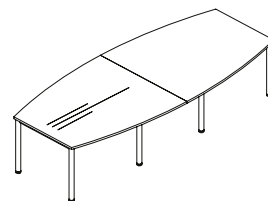
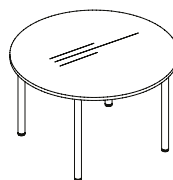
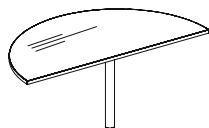
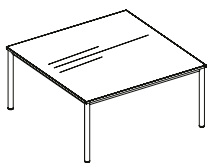
Pricelist

For detailed information please see:

Office Furniture Price list



Easy Space



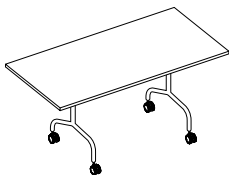
Pricelist

For detailed information please see:

Office Furniture Price list



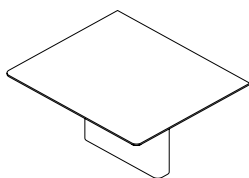
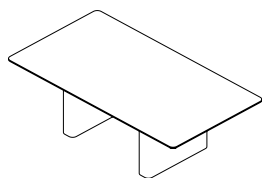
Flib



Pricelist
For detailed information please see:
Office Furniture Price list

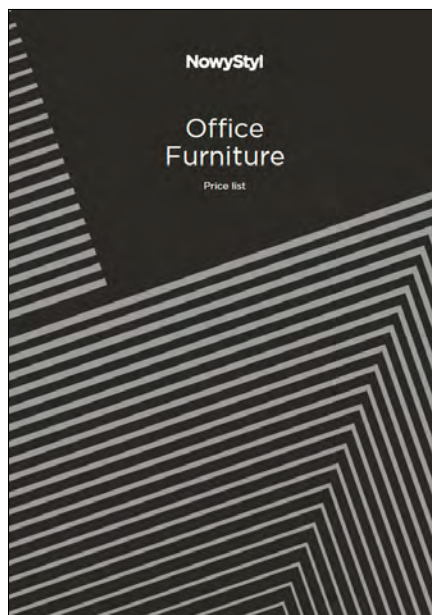


eRange





Pricelist

For detailed information please see:
Office Furniture Price list



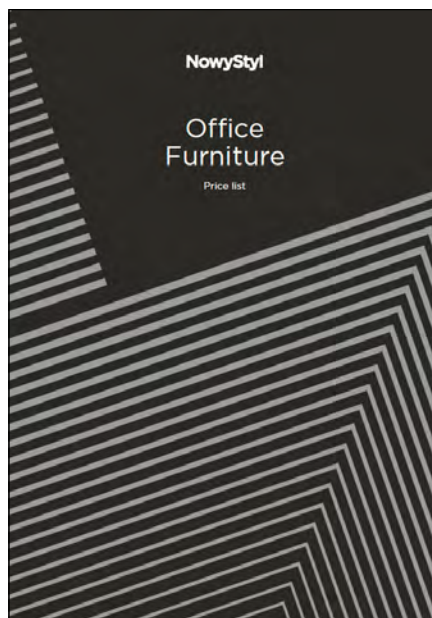
Levitate



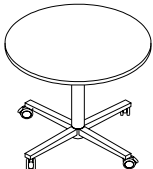
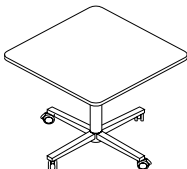
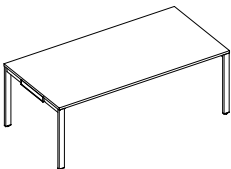

Pricelist

For detailed information please see:

Office Furniture Price list



SQart

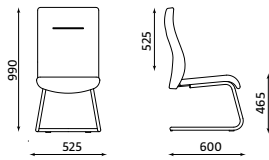


Pricelist
For detailed information please see:
Office Furniture Price list

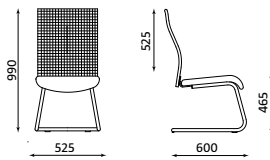


Neo-Lux

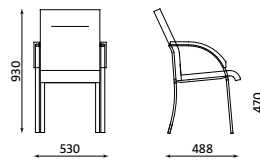
1. Dimensions/Weight



NEO-LUX-LB CF
weight: 10.30 kg



NEO-LUX-NET CF
weight: 10.50 kg



NEO-LUX 4L-ARM
weight: 8.30 kg

2. Materials/Versions

2.1. Frame

Cantilever frame – made of steel tube $\varnothing 22 \times 2.5$ mm.

4-leg frame – made of oval tube $30 \times 15 \times 1.5$ mm
Finish options:

- powder-coated in White aluminium RAL 9006 colour (ALU),
- chromium plated (CR).

2.2. Glides

Glides for soft floors (GB) as standard, or hard floors (GBF) as an option.

2.3. Seat & backrest

Seat

4-leg frame chairs – structure is made of 6-layer plywood, thickness 8.5 mm covered with cut foam, thickness 30 mm, density 35 kg/m^3 .

Cantilever frame chairs – structure is made of 7-layer plywood, thickness 10.5 mm covered with cut foam, thickness 60 mm, density 35 kg/m^3 .

Backrest

Upholstered backrest

4-leg frame chairs – structure is made of 6-layer plywood, thickness 8.5 mm covered with cut foam, thickness 20 mm and 10 mm, density 25 kg/m^3 .

Cantilever frame chairs – structure is made of 8-layer plywood, thickness 12 mm, covered with cut foam, front part thickness 30, density 25 kg/m^3 , back part thickness 9 mm, density 25 kg/m^3 .

Mesh backrest – frame is made of steel tube $\varnothing 20 \times 1.5$ mm – chromium plated, upholstered in black mesh NT01 (applicable only to cantilever frame chair).

3. Armrests

Fixed armrests – made of polypropylene (PP) with steel powder-coated in White aluminium RAL 9006 colour or chromium plated, applicable to cantilever version.

Fixed armrests – integrated with frame.

Upholstered armrest pads made of solid wood, thickness 18 mm, covered with cut foam, thickness 10 mm, density kg/m^3 , applicable to 4-leg version.

4. Packaging

Conference 4-leg chairs – 1 piece per box (fully assembled), 4 pieces on pallet.

Conference cantilever chairs – 1 piece per box (partially assembled), 10 pieces on pallet.

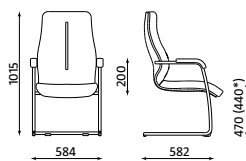
5. Technical regulations, approvals and quality marks for the chairs (for selected product configurations)

Remodex (durability certificate) – approvals compliant with:

EN 1335, EN 1022, EN 16139 and EN 1728.

Sonata Lux

1. Dimensions/Weight



SONATA-LUX-LB CFP
weight: 17.00 kg

2. Materials/Versions

2.1. Frame

Cantilever frame made of steel tube
Ø 22 × 2.5 mm and Ø 22 × 2.0 mm.

2.2. Glides

Glides for hard floors as standard.

2.3. Seat & backrest

Complete shell structure is made of 9-layer plywood, thickness 13.5 mm.

Seat

Structure is made of 5-layer plywood, thickness 7.5 mm, covered with cut foam, thickness 40 mm, density 40 kg/m³, and cut foam 20, 20 mm, density 21, 25 kg/m³ respectively.

Backrest

Structure is made of 5-layer plywood, thickness 7.5 mm, covered with cut foam, thickness 40 mm, density 40 kg/m³, and cut foam 20, 10, 20 mm, density 21, 25, 25 kg/m³ respectively.

3. Armrests

Fixed armrests – made of chromium plated steel tube with pads made of solid wood, covered with foam, thickness 9 mm, density 25 kg/m³, upholstered in the same upholstery type and colour as the chair.

4. Packaging

Conference frame chairs – 1 piece per box (assembled), 4 pieces on pallet.

5. Technical regulations, approvals and quality marks for the chairs (for selected product configurations)

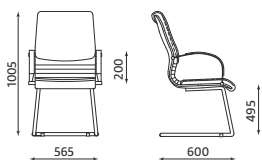
Remodex (durability certificate) – approvals compliant with: EN 1335, EN 1022, EN 16139 and EN 1728.

Model	Description
SONATA-LUX-LB CFP 	<p>Conference chair on cantilever frame chromium plated, integrated chromium plated armrests with upholstered pads. Upholstered seat and low backrest. Glides with felt for hard floors.</p>

*Dimensions measured under load in accordance with the EN standard.

Artus

1. Dimensions/Weight



ARTUS-LB CF
weight: 17.80 kg

2. Materials/Versions

2.1. Frame

Cantilever frame made of chromium plated steel tube $\varnothing 30 \times 2$ mm.

2.2. Glides

Glides for soft floors as standard.

2.3. Seat and backrest

Seat

Structure is made of 4-layer plywood, thickness 6 mm, covered with foam, thickness 60 mm, density 35 kg/m³.

Backrest

Structure is made of 4-layer plywood, thickness 6 mm, covered with foam, thickness 50 mm and 30 mm, density 25 kg/m³.

3. Armrests

Fixed armrests – structure is made of chromium plated steel flat bar with plywood pads, thickness 4.5 mm, covered with foam, thickness 9 mm, density 25 kg/m³.

Pads are upholstered in the same upholstery type and colour as the chair.

4. Packaging

Conference frame chairs – 1 piece per box (partially assembled).

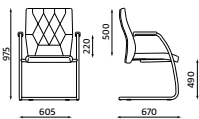

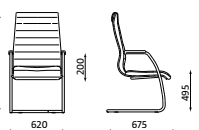

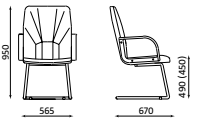

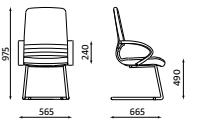

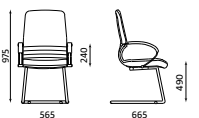

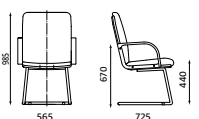

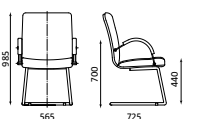

5. Technical regulations, approvals and quality marks for the chairs (for selected product configurations)

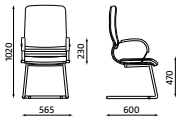

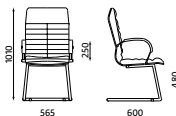

Remodex (durability certificate) – approvals compliant with: EN 1335, EN 1022 and EN 1728.

Model	Description
ARTUS-LB CF 	<p>Conference chair on cantilever fram chromium plated, fixed armrests made of steel chromium plated with upholstered pads, upholstered seat and low backrest, glides for soft floors.</p>

Chester
Lynx
Manager
Mirage
Nadir
Nova
Orion

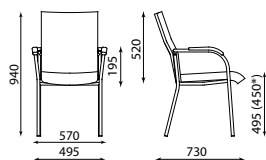
Chester, Lynx, Manager, Mirage, Nadir

No. of pcs per 1200 × 800 pallet [mm]	No. of pcs per 1200 × 1000 pallet [mm]	Net weight [kg]	Seat of chair – width [mm]	Seat of chair – depth [mm]	Model / Description	
pallet 1200×800: 4		14.9	525	470	 	CHESTER LB CFP-CR – upholstered seat and low backrest (LB), – cantilever frame chromium plated (CFP-CR) with wooden stained armrest pads (NF2-xx). CHESTER-LB CFP-CR NF2-xx xx
4		16.6	520	470	 	LYNX LB CFP-CR – upholstered seat and low backrest (LB), – cantilever frame chromium plated (CFP-CR) with wooden armrest pads stained in black colour (NF-3.097), – glides for soft floors (GB). LYNX-LB CFP-CR NF-3.097 xx GB
	8	15.8	505	480	 	MANAGER LB CF – upholstered seat and low backrest (LB), – cantilever frame powder-coated in Jet black RAL 9005 colour (CF-BL), – fixed armrests – made of polyurethane (PF6). MANAGER-LB CF-BL PF6 xx
	8	13.2	500	470	 	MIRAGE LB CF – upholstered seat and low backrest (LB), – cantilever frame powder-coated in Jet black RAL 9005 colour (CF-BL), – fixed armrests – made of polyurethane (PF12). MIRAGE-LB CF-BL PF12 xx
	8	13.2	500	470	 	MIRAGE LB CF-CR – upholstered seat and low backrest (LB), – cantilever frame chromium plated (CF-CR), – fixed armrests – made of steel chromium plated with upholstered pads (PF31-CR-xx). MIRAGE-LB CF-CR PF31-CR-xx xx
	8	16.8	505	470	 	NADIR LB CF-BL – upholstered seat and low backrest (LB), – cantilever frame powder-coated in Jet black RAL 9005 colour (CF-BL) – fixed armrests – made of polyurethane (PF6). NADIR-LB CF-BL PF6 xx
	8	16.8	510	480	 	NADIR LB CF-CR – upholstered seat and low backrest (LB), – cantilever frame chromium plated (CF-CR), – fixed armrests – made of steel chromium plated with upholstered pads (PF27-CR-xx). NADIR-LB CF-CR PF27-CR-xx xx

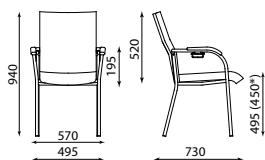
No. of pcs per 1200 x 800 pallet [mm]	No. of pcs per 1200 x 1000 pallet [mm]	Net weight [kg]	Seat of chair – width [mm]	Seat of chair – depth [mm]	Model / Description	
8	15.5	520	470			NOVA LB CF – upholstered seat and low backrest (LB), – cantilever frame powder-coated in Jet black RAL 9005 colour (CF-BL), or powder-coated in White aluminium RAL 9006 colour (CF-ALU), – fixed armrests – made of steel powder-coated in Jet black RAL 9005 colour with upholstered pads (PF5-BL-xx), or steel powder-coated in White aluminium RAL 9006 colour with upholstered pads (PF5-AL-xx). NOVA-LB CF-xx PF5-xx xx xx
						NOVA LB CF-CR – upholstered seat and low backrest (LB), – cantilever frame chromium plated (CF-CR), – fixed armrests – made of steel chromium plated with upholstered pads (PF5-CR-xx). NOVA-LB CF-CR PF5-xx-xx
8	17.9	500	490			ORION LB CF – upholstered seat and low backrest (LB), – cantilever frame powder-coated in Jet black RAL 9005 colour (CF-BL), or powder-coated in White aluminium RAL 9006 colour (CF-ALU), – fixed armrests – made of steel powder-coated in Jet black RAL 9005 colour with upholstered pads (PF5-BL-xx), or steel powder-coated in White aluminium RAL 9006 colour with upholstered pads (PF5-AL-xx). ORION-LB CF-xx PF5-xx-xx
						ORION LB CF-CR – upholstered seat and low backrest (LB), – cantilever frame chromium plated (CF-CR), – fixed armrests – made of steel chromium plated with upholstered pads (PF5-CR-xx). ORION-LB CF-CR PF5-CR-xx xx

Loco II

1. Dimensions/Weight



LOCO-II 4L*
weight: 8.00 kg



LOCO-II-CLICK 4L*
weight: 8.00 kg

2. Materials/Versions

2.1. Frame

4-leg frame made of steel tubes $\varnothing 22 \times 1.5$ mm.

4-leg frame with CLICK – made of steel tubes $\varnothing 22 \times 1.5$ mm, with integrated metal link to connect chairs into rows available in the same finish as chair frame.

Finish options:

- powder-coated in White aluminium RAL 9006 colour (ALU),
- powder-coated in Jet black RAL 9005 colour (BL),
- chromium plated (CR).

Stacking: up to 4 pieces.

2.2. Glides

Glides for soft floors (GB) as standard or hard floors (GBF) as an option.

2.3. Seat and backrest

Seat

Structure is made of 5-layer beech plywood, thickness 7 mm, covered with foam thickness 60 mm, density 35 kg/m^3 .

Backrest

Structure is made of 6-layer beech plywood, thickness 8.5 mm. Front side of the backrest covered with foam thickness 30 mm, density 35 kg/m^3 . Back side of the backrest covered with foam thickness 10 mm, density 21 kg/m^3 .

2.4. Armrests

Fixed armrests – integrated with chair frame, armrest pads made of beech solid wood, variable thickness up to 26 mm, width 40 mm.
Finish options: stained wood (NF-xx**).

3. Packaging

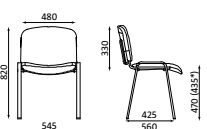

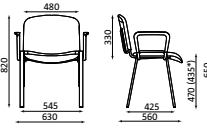

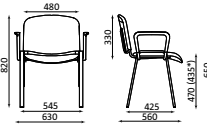

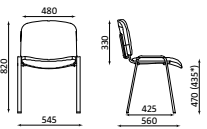

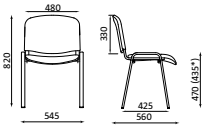

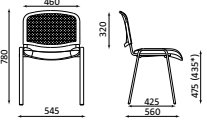

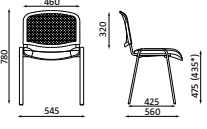

2 pieces per box (assembled), 4 boxes on the pallet.

4. Technical regulations, approvals and quality marks for the chairs (for selected product configurations)

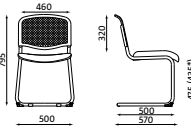

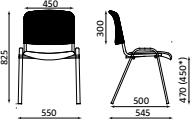

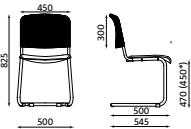

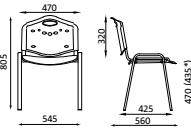

Remodex (durability certificate) – approvals compliant with:

EN 16139, EN 1728, EN 1022

Iso

Stacking max. no of pcs	Card box volume [m³]	No. of pcs per card box	No. of pcs per EURO pallet	No. of pcs per 1200 × 1000 pallet [mm]	Net weight [kg]	Chair seat – width [mm]	Chair seat – depth [mm]	Model / Description	
10	pallet: 3.5	—	ISO pallet 1250×1160: 50		6.7	470	410	 	ISO – 4-leg frame powder-coated in White aluminium RAL 9006 (ALU) or Jet black RAL 9005 (BL) colour, – upholstered seat and backrest, black plastic covers. ISO 4L-xx xx GB
—	pallet: 1.85	—	20	—	8.7	470	410	 	ISO CR – 4-leg chromium plated frame, – upholstered seat and backrest, black plastic covers. ISO 4L-CR xx GB
—	pallet: 1.85	—	20	—	8.7	470	410	 	ISO ARM – 4-leg frame powder-coated in White aluminium RAL 9006 (ALU) or Jet black RAL 9005 (BL) colour, – black plastic armrests, – upholstered seat and backrest, black plastic covers. ISO 4L-xx ARM xx GB
10	pallet: 3.5	—	ISO pallet 1250×1160: 50		6.7	470	410	 	ISO BIANCO – 4-leg chromium plated frame, – upholstered seat and backrest, white plastic covers. ISO-BIANCO 4L-CR xx GB
10	pallet: 3.5	—	ISO pallet 1250×1160: 50		6.5	470	410	 	ISO OLIMPIC – 4-leg frame powder-coated in White aluminium RAL 9006 (ALU) or Jet black RAL 9005 (BL) colour, – upholstered seat, black plastic cover, – double-side upholstered backrest. ISO 4L-xx xx GB (BACKREST OLIMPIC)
10	pallet: 3.3	—	ISO pallet 1250×1160: 50		6	460	410	 	ISO ERGO MESH* – 4-leg frame powder-coated in White aluminium RAL 9006 (ALU) or Jet black RAL 9005 (BL) colour, – upholstered seat with black plastic cover, OP mesh backrest. ISO-ERGO-MESH 4L-xx BA-xx SE-xx GB
10	pallet: 3.3	—	ISO pallet 1250×1160: 50		6	460	410	 	ISO ERGO MESH CR – 4-leg chromium plated frame, – upholstered seat with black plastic cover, OP mesh backrest. ISO-ERGO-MESH 4L-CR BA-xx SE-xx GB

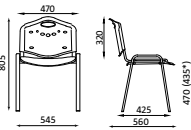

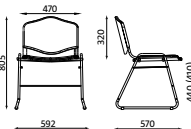

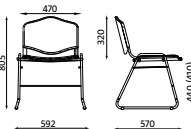

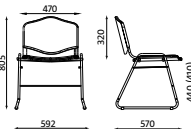

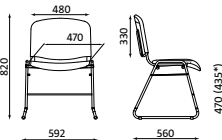

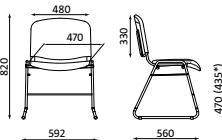

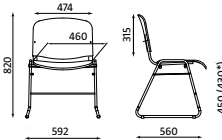

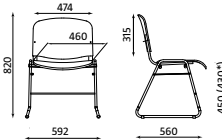

* Dimension measured in accordance with EN 16139 standard.
 xx – please specify upholstery or other finish colour code

Stacking max. no of pcs	Card box volume [m ³]	No. of pcs per card box	No. of pcs per EURO pallet	No. of pcs per 1200 × 1000 pallet [mm]	Net weight [kg]	Chair seat – width [mm]	Chair seat – depth [mm]	Model / Description	
4	0.35	4	16	—	6.6	460	410	 	<p>ISO ERGO MESH* CF</p> <ul style="list-style-type: none"> – cantilever frame powder-coated in White aluminium RAL 9006 (ALU) or Jet black RAL 9005 (BL) colour, – upholstered seat with black plastic cover, OP mesh backrest. <p>ISO-ERGO-MESH CF-xx BA-xx SE-xx GB</p>
								<p>ISO ERGO MESH* CF-CR</p> <ul style="list-style-type: none"> – cantilever chromium plated frame, – upholstered seat with black plastic cover, OP mesh backrest. <p>ISO-ERGO-MESH CF-CR BA-xx SE-xx GB</p>	
10	pallet: 1.95	4	—	—	5.8	470	410	 	<p>ISO NET</p> <ul style="list-style-type: none"> – 4-leg frame powder-coated in White aluminium RAL 9006 (ALU) or Jet black RAL 9005 (BL) colour, – upholstered seat with black plastic cover, black mesh backrest. <p>ISO-NET 4L-xx BA-NT01 SE-xx GB</p>
								<p>ISO NET CR</p> <ul style="list-style-type: none"> – 4-leg chromium plated frame, – upholstered seat with black plastic cover, black mesh backrest. <p>ISO-NET 4L-CR BA-NT01 SE-xx GB</p>	
4	0.35	4	16	—	6.6	470	410	 	<p>ISO NET CF</p> <ul style="list-style-type: none"> – cantilever frame powder-coated in White aluminium RAL 9006 (ALU) or Jet black RAL 9005 (BL) colour, – upholstered seat with black plastic cover, black mesh backrest. <p>ISO-NET CF-xx BA-NT01 SE-xx GB</p>
								<p>ISO NET CF-CR</p> <ul style="list-style-type: none"> – cantilever chromium plated frame, – upholstered seat with black plastic cover, black mesh backrest. <p>ISO-NET CF-CR BA-NT01 SE-xx GB</p>	
10	pallet: 3.5	—	ISO pallet 1250×1160: 50	—	6.0	470	410	 	<p>ISO MIX</p> <ul style="list-style-type: none"> – 4-leg frame powder-coated in White aluminium RAL 9006 (ALU) or Jet black RAL 9005 (BL) colour, – upholstered seat with black plastic cover, plastic backrest. <p>ISO-MIX 4L-xx BA-xx SE-xx GB</p>
								<p>ISO MIX CR</p> <ul style="list-style-type: none"> – 4-leg chromium plated frame, – upholstered seat with black plastic cover, plastic backrest. <p>ISO-MIX 4L-CR BA-xx SE-xx GB</p>	

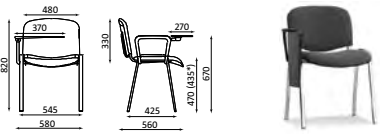
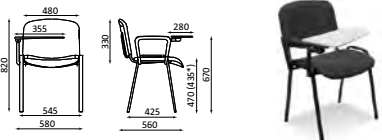
* Dimension measured in accordance with EN 16139 standard

xx – please specify upholstery or other finish colour code

Apart from the product number / code, please specify options, upholstery and other finishes to complete an order.

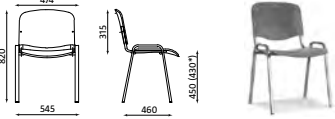
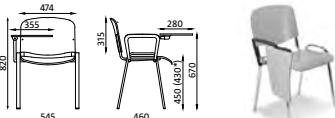
Stacking max. no of pcs	Card box volume [m ³]	No. of pcs per card box	No. of pcs per EURO pallet	No. of pcs per 1200 × 1000 pallet [mm]	Net weight [kg]	Chair seat – width [mm]	Chair seat – depth [mm]	Model / Description	
12	pallet: 3.5	—	ISO pallet 1250×1160: 50		5.4	460	410	 	ISO PLASTIC – 4-leg frame powder-coated in White aluminium RAL 9006 (ALU) or Jet black RAL 9005 (BL) colour, – plastic seat and backrest. ISO-PLASTIK 4L-xx xx GB
								 	ISO PLASTIC CR – 4-leg chromium plated frame, – plastic seat and backrest. ISO-PLASTIK 4L-CR xx GB
5	0.4	5	1200×1200: 40		5.4	460	410	 	ISO PLASTIC CFS – sled frame powder-coated in White aluminium RAL 9006 (ALU) or Jet black RAL 9005 (BL) colour, – plastic seat and backrest. ISO-PLASTIK CFS-xx xx GB
								 	ISO PLASTIC CFS CR – sled chromium plated frame, – plastic seat and backrest. ISO-PLASTIK CFS-CR xx GB
5	0.4	4	16	—	6.7	470	410	 	ISO CFS – sled frame powder-coated in White aluminium RAL 9006 (ALU) or Jet black RAL 9005 (BL) colour, – upholstered seat and backrest, black plastic covers. ISO CFS-xx xx GB
								 	ISO CFS CR – sled chromium plated frame, – upholstered seat and backrest, black plastic covers. ISO CFS-CR xx GB
5	0.4	5	20	—	5.4	460	400	 	ISO CFS WOOD – sled frame powder-coated in White aluminium RAL 9006 (ALU) or Jet black RAL 9005 (BL) colour, – wooden seat and backrest. ISO CFS-xx WOOD-xx GB
								 	ISO CFS WOOD CR – sled chromium plated frame, – wooden seat and backrest. ISO CFS-CR WOOD-xx GB

*Dimension measured in accordance with EN 16139 standard
 xx – please specify upholstery or other finish colour code

Stacking max. no of pcs	Card box volume [m ³]	No. of pcs per card box	No. of pcs per EURO pallet	No. of pcs per 1200 × 1000 pallet [mm]	Net weight [kg]	Chair seat – width [mm]	Chair seat – depth [mm]	Model / Description
—	0.4	4	pallet 1200×1200: 32		9.5	470	410	 <p>ISO TR</p> <ul style="list-style-type: none"> – 4-leg frame powder-coated in White aluminium RAL 9006 (ALU) or Jet black RAL 9005 (BL) colour, right hand plastic writing tablet (TR), – upholstered seat and backrest, black plastic covers. <p>ISO 4L – xx TR GB</p>
—	0.4	4	pallet 1200×1200: 32		8.5	475	410	 <p>ISO TR-WOOD</p> <ul style="list-style-type: none"> – 4-leg frame powder-coated in White aluminium RAL 9006 (ALU) or Jet black RAL 9005 (BL) colour, right hand wooden writing tablet (TR-xx), – upholstered seat and backrest with black plastic covers. <p>ISO 4L-xx xx TR-xx GB</p> <p>ISO CR TR-WOOD</p> <ul style="list-style-type: none"> – 4-leg chromium plated frame, right hand wooden writing tablet (TR-xx), – upholstered seat and backrest with black plastic covers. <p>ISO 4L-CR xx TR-xx GB</p>


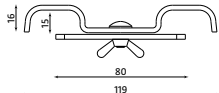



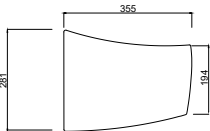

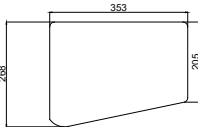

* Dimension measured in accordance with EN 16139 standard



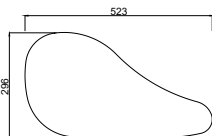



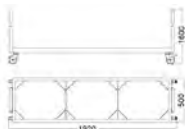

xx – please specify upholstery or other finish colour code

Stacking max. no of pcs	Card box volume [m³]	No. of pcs per card box	No. of pcs per EURO pallet	No. of pcs per 1200 x 1000 pallet [mm]	Net weight [kg]	Chair seat – width [mm]	Chair seat – depth [mm]	Model / Description	
10	pallet: 3.5	—	ISO pallet 1250×1160: 50		5.3	460	400		ISO WOOD – 4-leg frame powder-coated in White aluminium RAL 9006 (ALU) or Jet black RAL 9005 (BL) colour, – wooden seat and backrest. ISO 4L-xx WOOD-xx GB
									ISO CR WOOD – 4-leg chromium plated frame, – wooden seat and backrest. ISO 4L-CR WOOD-xx GB
—	0.4	4	pallet 1200×1200: 32		8.5	460	400		ISO WOOD TR – 4-leg frame powder-coated in White aluminium RAL 9006 (ALU) or Jet black RAL 9005 (BL) colour, right hand wooden writing tablet (TR-xx), – wooden seat and backrest. ISO 4L-xx WOOD-xx TR-xx GB
									ISO CR WOOD TR – 4-leg chromium plated frame, right hand wooden writing tablet (TR-xx) , – wooden seat and backrest. ISO 4L-CR WOOD-xx TR-xx GB

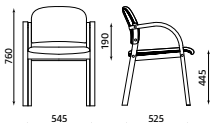

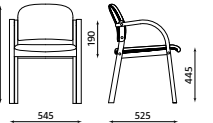

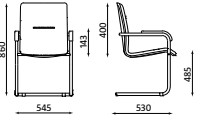

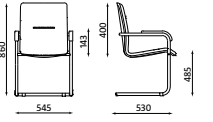

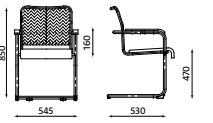

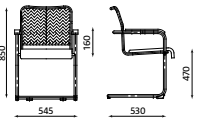

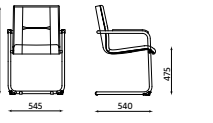

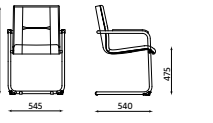

* Dimension measured in accordance with EN 16139 standard
 xx – please specify upholstery or other finish colour code

Iso accessories

Model / Description	
	ISO CLICK <ul style="list-style-type: none"> – metal link integrated with frame, in the same finishing – dedicated for ISO 4-leg and ISO CFS, versions without armrests
 	ISO LINK <ul style="list-style-type: none"> – metal link powder-coated in White aluminium RAL 9006 (ALU) or Jet black RAL 9005 (BL) colour, – dedicated for ISO 4-leg without armrests. ISO LINK CR <ul style="list-style-type: none"> – chromium plated metal link, – dedicated for ISO 4-leg without armrests.
	ISO LINK PLASTIC REG <ul style="list-style-type: none"> – made of black polypropylene (PP), – width adjustable, – dedicated for ISO 4-leg, ISO 4-leg ARM, – 2 pcs are needed to connect 2 chairs.
	ISO LINK-PLASTIC <ul style="list-style-type: none"> – made of black polypropylene (PP), – dedicated for ISO 4-leg, ISO-W 4-leg, – 2 pcs are recommended to connect 2 chairs.
 	WRITING TABLE TR ISO WOOD <ul style="list-style-type: none"> – right hand version, – black plastic armrest, – wooden table top, – dedicated for ISO 4-leg and CFS versions. WRITING TABLE TL ISO WOOD <ul style="list-style-type: none"> – left hand version, – black plastic armrest, – wooden table top, – dedicated for ISO 4-leg and CFS versions.
 	WRITING TABLE TR ISO PLASTIC <ul style="list-style-type: none"> – right hand version, – black plastic armrest, – black plastic table top, – dedicated for ISO 4-leg and CFS versions. WRITING TABLE TL ISO PLASTIC <ul style="list-style-type: none"> – left hand version, – black plastic armrest, – black plastic table top, – dedicated for ISO 4-leg and CFS versions.

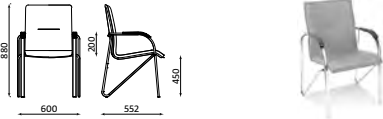
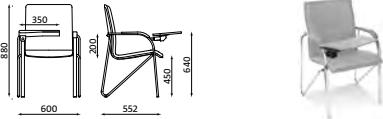
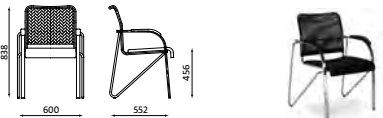
Model / Description	
 	<p>WRITING TABLET ISO-AS MA RIGHT</p> <ul style="list-style-type: none"> – right hand version – frame powder-coated in White aluminium RAL 9006 (ALU) or Jet black RAL 9005 (BL) colour, – melamine faced chipboard table top (MA-xx*), thickness 18 mm, – dedicated for ISO 4-leg and CFS versions.
	<p>WRITING TABLET ISO-AS MA LEFT</p> <ul style="list-style-type: none"> – left hand version, – frame powder-coated in White aluminium RAL 9006 or Jet black RAL 9005 colour, – melamine faced chipboard table top (MA-xx*), thickness 18 mm, – dedicated for ISO 4-leg and CFS versions.
 	<p>WRITING TABLET ISO-AS CR MA RIGHT</p> <ul style="list-style-type: none"> – right hand version, – frame chromium plated, – melamine faced chipboard table top (MA-xx*), thickness 18 mm, – dedicated for ISO 4-leg and CFS versions.
	<p>WRITING TABLET ISO-AS CR MA LEFT</p> <ul style="list-style-type: none"> – left hand version, – frame chromium plated, – melamine faced chipboard table top (MA-xx*), thickness 18 mm, – dedicated for ISO 4-leg and CFS versions and CFS versions.
	<p>BASKET</p> <ul style="list-style-type: none"> – powder-coated in White aluminium RAL 9006 (ALU) or Jet black RAL 9005 (BL) colour, – dedicated for ISO 4-leg versions.
	<p>BASKET</p> <ul style="list-style-type: none"> – chromium plated, – dedicated for ISO 4-leg versions.
	<p>ISO ARMRESTS SET</p> <ul style="list-style-type: none"> – set of 2 armrests – made of black polyurethane (PU), – dedicated for ISO 4-leg and CFS versions.
 	<p>ISO CART</p> <ul style="list-style-type: none"> – cart for transporting of stacked chairs – up to 30 pcs, – powder-coated in Jet black RAL 9005 colour. <p>ISO 4L – 30 pcs (3 × 10 piles) ISO CFS – 15 pcs (3 × 5 piles) ISO CF – 12 pcs (3 × 4 piles)</p>
	<p>UNIVERSAL CHAIR CART</p>

Elva
Rumba
Samba
Styl
Sylwia S

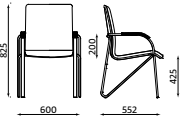

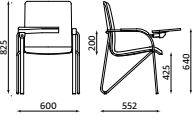

Stacking max. no of pcs	Card box volume [m³]	No. of pcs per card box	No. of pcs per EURO pallet	No. of pcs per 1200 × 1000 pallet [mm]	Net weight [kg]	Seat of chair – width [mm]	Seat of chair – depth [mm]	Model / Description	
4	0.36	3	12	18 or 21	6.7	470	470	 	ELVA – upholstered seat and backrest, – 4-leg wooden frame with integrated armrests. ELVA 4L-ARM-xx xx
4	0.36	3	12	18 or 21	6.7	470	470	 	ELVA CLICK – upholstered seat and backrest, – 4-leg wooden frame with integrated armrests and linking element (CLICK) to connect chairs into rows. ELVA-CLICK 4L-ARM-xx xx
	0.45	2	—	12	7.5	455	470	 	RUMBA – fully upholstered shell – cantilever frame chromium plated (CFP-CR) with upholstered armrests pads (NF-xx), – glides for soft floors (GB). RUMBA CFP-CR NF-xx xx GB
								 	RUMBA – fully upholstered shell – cantilever frame (CFP-xx) powder-coated in White aluminium RAL 9006 (ALU) or Jet black RAL 9005 (BL) with upholstered armrests pads (NF-xx), – glides for soft floors (GB). RUMBA CFP-xx NF-xx xx GB
	0.45	2	—	12	9.2	490	430	 	RUMBA NET – black mesh backrest, – upholstered seat, – cantilever frame chromium plated (CFP-CR) with upholstered armrests pads (NF-xx), – glides for soft floors (GB). RUMBA-NET CFP-CR NF-xx BA-NT01 SE-xx GB
								 	RUMBA NET – black mesh backrest, – upholstered seat, – cantilever frame (CFP-xx) powder-coated in White aluminium RAL 9006 (ALU) or Jet black RAL 9005 (BL) with upholstered armrests pads (NF-xx), – glides for soft floors (GB). RUMBA-NET CFP-xx NF-xx BA-NT01 SE-xx GB
4	0.48	4	16	—	8.3	455	470	 	RUMBA S – fully upholstered shell, – cantilever frame chromium plated (CFP-CR) with upholstered armrests pads (NF-xx), – glides for soft floors (GB). RUMBA-S CFP-CR NF-xx xx GB
								 	RUMBA S – fully upholstered shell, – cantilever frame (CFP-xx) powder-coated in White aluminium RAL 9006 (ALU) or Jet black RAL 9005 (BL) with upholstered armrests pads (NF-xx), – glides for soft floors (GB). RUMBA-S CFP-xx NF-xx xx GB

xx – please specify upholstery or other finish colour code

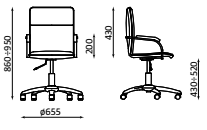

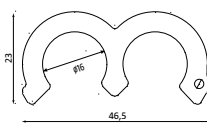

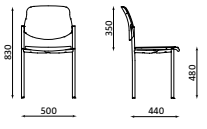

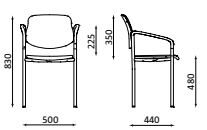

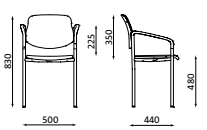

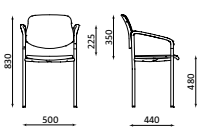

Apart from the product number / code, please specify options, upholstery and other finishes to complete an order.

Stacking max. no of pcs	Card box volume [m³]	No. of pcs per card box	No. of pcs per EURO pallet	No. of pcs per 1200 × 1000 pallet [mm]	Net weight [kg]	Seat of chair – width [mm]	Seat of chair – depth [mm]	Model / Description	
4	0.36	2		pallet 1200 × 1200: 16	8.0	460	460		SAMBA – fully upholstered shell, – 4-leg frame powder-coated in White aluminium RAL 9006 (ALU) or Jet black RAL 9005 (BL) with wooden armrests pads (NF-xx), – glides for soft floors (GB). SAMBA 4L-ARM-xx NF-xx xx GB
									SAMBA CR – fully upholstered shell, – 4-leg frame chromium plated with wooden armrests pads (NF-xx), – glides for soft floors (GB). SAMBA 4L-ARM-CR NF-xx xx GB
	0.34	1	6	pallet 1200 × 1200: 8	9.0	460	460		SAMBA TR – fully upholstered shell, – 4-leg frame powder-coated in White aluminium RAL 9006 colour with wooden armrests pads (NF-xx), – right hand wooden writing tablet (TR-xx), – glides for soft floors (GB). SAMBA 4L-ARM-ALU NF-xx xx TR-xx GB
									SAMBA CR TR – fully upholstered shell, – 4-leg frame chromium plated with wooden armrests pads (NF-xx), – right hand wooden writing tablet (TR-xx), – glides for soft floors (GB). SAMBA 4L-ARM-CR NF-xx xx TR-xx GB
4	0.36	2	—	16	8	445	460		SAMBA NET – black mesh backrest, – upholstered seat, – 4-leg frame powder-coated in White aluminium RAL 9006 colour with wooden armrests pads (NF-xx), – glides for soft floors (GB). SAMBA-NET 4L-ARM-ALU NF-xx BA-NT01 SE-xx GB
									SAMBA NET CR – black mesh backrest, – upholstered seat, – 4-leg frame chromium plated with wooden armrests pads (NF-xx), – glides for soft floors (GB). SAMBA-NET 4L-ARM-CR NF-xx BA-NT01 SE-xx GB

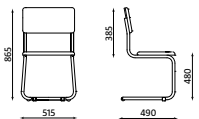

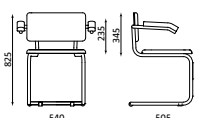

xx – please specify upholstery or other finish colour code

Stacking max. no of pcs	Card box volume [m³]	No. of pcs per card box	No. of pcs per EURO pallet	No. of pcs per 1200 × 1000 pallet [mm]	Net weight [kg]	Seat of chair – width [mm]	Seat of chair – depth [mm]	Model / Description	
4	0.36	2	—	pallet 1200×1200: 16	7.8	445	460	 	SAMBA WOOD – wooden shell (WOOD), – 4-leg frame powder-coated in White aluminium RAL 9006 colour with wooden armrests pads (NF-xx), – glides for soft floors (GB). SAMBA 4L-ARM-ALU NF-xx WOOD-xx GB
	0.34	1	6	pallet 1200×1200: 8	8,8	445	460	 	SAMBA WOOD TR – wooden shell (WOOD), – 4-leg frame powder-coated in White aluminium RAL 9006 with wooden armrests pads (NF-xx), – right hand wooden writing tablet (TR-xx), – glides for soft floors (GB). SAMBA 4L-ARM-ALU NF-xx WOOD-xx TR-xx GB SAMBA CR WOOD TR – wooden shell (WOOD), – 4-leg frame chromium plated with wooden armrests pads (NF-xx), – right hand wooden writing tablet (TR-xx), – glides for soft floors (GB). SAMBA 4L-ARM-CR NF-xx WOOD-xx TR-xx GB

xx – please specify upholstery or other finish colour code

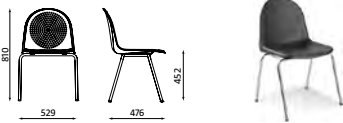
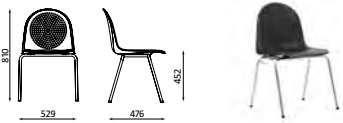


Stacking max. no of pcs	Card box volume [m³]	No. of pcs per card box	No. of pcs per EURO pallet	No. of pcs per 1200 × 1000 pallet [mm]	Net weight [kg]	Seat of chair – width [mm]	Seat of chair – depth [mm]	Model / Description	
	0.21	1	8	—	10	465	480	 	SAMBA II GTP – fully upholstered shell, – fixed armrests with wooden pads (GTP-CR-xx), – base – Ø 655 mm five-star steel chromium plated (ST01-CR), – castors – Ø 50 mm for soft floors (SH). SAMBA-II ST01-CR GTP-CR-xx PST45-BL xx SH
								 	LINK-PLASTIC 16 – dedicated to connect Samba frame chairs, connection between rear legs, – plastic in black or alu colour, – set contains 2 pcs of connector P0152-T97xx
6*	0.36	4	pallet 1200×1200: 32		5.5	450	460	 	STYL* – upholstered seat and backrest, – 4-leg frame powder-coated in Jet black RAL 9005 (4L-BL) or White aluminium RAL 9006 colour (4L-ALU). STYL 4L-xx xx GB
								 	STYL* CR – upholstered seat and backrest, – 4-leg frame chromium plated (4L-CR). STYL 4L-CR xx GB
6*	0.45	4	16	—	6.9	450	460	 	STYL* ARM – upholstered seat and backrest, – fixed polypropylene armrests in black colour, – 4-leg frame powder-coated in Jet black RAL 9005 (4L-BL) or White aluminium RAL 9006 colour (4L-ALU). STYL 4L-ARM-xx xx GB
								 	STYL* ARM CR – upholstered seat and backrest, – fixed polypropylene armrests in black colour, – 4-leg frame chromium plated (4L-CR). STYL 4L-ARM-CR xx GB
									UNIVERSAL CHAIR CART for Styl chair – see CART TABLE

*Styl chair upholstered in any Imitati on Leather or leather does not stack. xx – please specify upholstery or other finish colour code

Stacking max. no of pcs	Card box volume [m ³]	No. of pcs per card box	No. of pcs per EURO pallet	No. of pcs per 1200 × 1000 pallet [mm]	Net weight [kg]	Seat of chair – width [mm]	Seat of chair – depth [mm]	Model / Description	
3	0.32	3	—	24	6.1	460	430	 	SYLWIA S – upholstered seat and backrest, – cantilever frame chromium plated (CF-CR), – glides for soft floors (GB). SYLWIA-S CF-CR xx GB
3	0.36	2	pallet 1200×1200: 16		6.4	460	430	 	SYLWIA S ARM – upholstered seat and backrest, – cantilever frame chromium plated, fixed armrests with upholstered pads (CFP-CR), – glides for soft floors (GB). SYLWIA-S-2.0 CFP-CR NF-xx xx GB

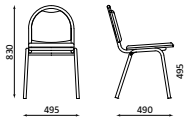

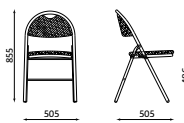



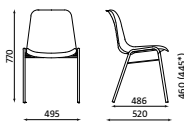

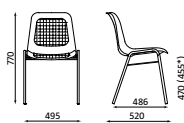

xx – please specify upholstery or other finish colour code

Amigo
Arioso
Beta
Cortina
Polyfold

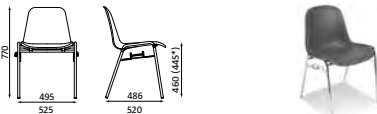

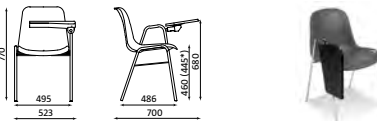
Stacking max. no of pcs	Card box volume [m³]	No. of pcs per card box	No. of pcs per EURO pallet	No. of pcs per 1200 x 1000 pallet [mm]	Net weight [kg]	Seat of chair – width [mm]	Seat of chair – depth [mm]	Model / Description
8	0.34	4	—	32	4.3	460	460	 <p>AMIGO 4L – plastic shell, – 4-leg frame powder-coated in Jet black RAL 9005 (4L-BL) or White aluminium RAL 9006 colour (4L-ALU). AMIGO 4L-xx xx GB</p> <p>AMIGO 4L-CR – plastic shell, – 4-leg frame chromium plated (4L-CR). AMIGO 4L-CR xx GB</p>
8	0.34	4	—	32	4.8	460	460	 <p>AMIGO CLICK 4L – plastic shell, – 4-leg frame with integrated metal row linking (CLICK), powder-coated in Jet blackRAL 9005 (4L-BL) or White aluminium RAL 9006 colour (4L-ALU). AMIGO-CLICK 4L-xx xx GB</p> <p>AMIGO CLICK 4L-CR – plastic shell, – 4-leg frame with integrated metal row linking (CLICK), chromium plated (4L-CR). AMIGO-CLICK 4L-CR xx GB</p>
8	0.34	4	—	32	5.7	460	460	 <p>AMIGO 4L ARM – plastic shell, – 4-leg frame powder-coated in Jet black RAL 9005 (4L-BL) or White aluminium RAL 9006 colour (4L-ALU). – armrest with plastic pads (ARM-xx). AMIGO 4L-xx ARM-xx-xx xx GB</p> <p>AMIGO 4L-CR ARM – plastic shell, – 4-leg frame chromium plated (4L-CR), – armrests with plastic pads (ARM-CR). AMIGO 4L-CR ARM-CR-xx xx GB</p>
								AMIGO BENCHES
—								 <p>LINK-PLASTIC 20 – dedicated to connect Amigo 4-leg chairs without armrests, or alternately chairs with and without armrests, – plastic in black colour, – 2 pcs recommended to connect two chairs. P0152-31100 Jet black (BL)</p>

xx – please specify upholstery or other finish colour code

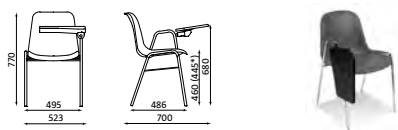
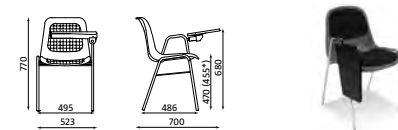
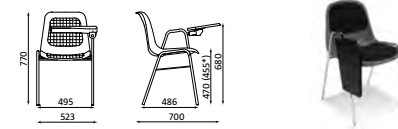
Arioso, Beta

Stacking max. no of pcs	Card box volume [m³]	No. of pcs per card box	No. of pcs per EURO pallet	No. of pcs per 1200 × 1000 pallet [mm]	Net weight [kg]	Seat of chair – width [mm]	Seat of chair – depth [mm]	Model / Description	
6	0.34	4	—	32	7.1	400	450	 	ARIOSIO 4L – upholstered seat and backrest, – 4-leg frame powder-coated in Jet black RAL 9005 (4L-BL) or White aluminium RAL 9006 colour (4L-ALU). ARIOSIO-FR 4L-xx xx GB
6	0.09	2	—	50	5.8	400	410	 	ARIOSIO FOLD – upholstered seat and backrest, – 4-leg folding frame, powder- coated in Jet black RAL 9005 (4L-BL) or White aluminium RAL 9006 colour (4L-ALU). ARIOSIO-FOLD 4L-xx xx GB
6	0.09	2	—	50	5.8	400	410	 	ARIOSIO FOLD CLICK – upholstered seat and backrest, – 4-leg folding frame, with inte- grated metal row linking (CLICK), powder-coated in Jet black RAL 9005 (4L-BL) or White aluminium RAL 9006 colour (4L-ALU). ARIOSIO-FOLD-CLICK 4L-xx xx GB
6	—	—	pallet 1150×1100: 72		3.2	440	405	 	BETA 4L – plastic shell, – 4-leg frame powder-coated in Jet black RAL 9005 (4L-BL) or White aluminium RAL 9006 colour (4L-ALU). BETA-NSN 4L-xx xx GB
									BETA 4L-CR – plastic shell, – 4-leg frame chromium plated (4L-CR). BETA-NSN 4L-CR xx GB
6	—	—	pallet 1150×1100: 72		4	440	405	 	BETA PLUS 4L – plastic shell with upholstered seat and backrest pads, – 4-leg frame powder-coated in Jet black RAL 9005 (4L-BL) or White aluminium RAL 9006 colour (4L-ALU). BETA-NSN 4L-xx PLUS-xx-xx GB
									BETA PLUS 4L-CR – plastic shell with upholstered seat and backrest pads, – 4-leg frame chromium plated (4L-CR). BETA-NSN 4L-CR PLUS-xx-xx GB

* Dimension measured in accordance with EN 16139 standard.
 xx – please specify upholstery or other finish colour code

Stacking max. no of pcs	Card box volume [m ³]	No. of pcs per card box	No. of pcs per EURO pallet	No. of pcs per 1200 × 1000 pallet [mm]	Net weight [kg]	Seat of chair – width [mm]	Seat of chair – depth [mm]	Model / Description	
6	—	—	pallet 1150×1100: 72	—	3.2	440	405		BETA CLICK 4L – plastic shell, – 4-leg frame with integrated metal row linking (CLICK), powder-coated in Jet black RAL 9005 (4L-BL) or White aluminium RAL 9006 colour (4L-ALU). BETA-NSN-CLICK 4L-xx xx GB
									BETA CLICK 4L-CR – plastic shell, – 4-leg frame with integrated metal row linking (CLICK), chromium plated (4L-CR). BETA-NSN-CLICK 4L-CR xx GB
6	—	—	pallet 1150×1100: 72	—	4	440	405		BETA CLICK PLUS – plastic shell with upholstered seat and backrest pads, – 4-leg frame with integrated metal row linking (CLICK), powder-coated in Jet black RAL 9005 (4L-BL) or White aluminium RAL 9006 colour (4L-ALU). BETA-NSN-CLICK 4L-xx PLUS-xx-xx GB
									BETA CLICK CR PLUS – plastic shell with upholstered seat and backrest pads, – 4-leg frame with integrated metal row linking (CLICK), chromium plated (4L-CR). BETA-NSN-CLICK 4L-CR PLUS-xx-xx GB
	—	—	20	—	4,1	440	405		BETA 4L TL – plastic shell, – left hand plastic writing tablet (TL), – 4-leg frame powder-coated in Jet black RAL 9005 (4L-BL) or White aluminium RAL 9006 colour (4L-ALU). BETA-NSN 4L-xx xx TL GB
									BETA 4L TR – plastic shell, – right hand plastic writing tablet (TR), – 4-leg frame powder-coated in Jet black (4L-BL) or White aluminium colour (4L-ALU). BETA-NSN 4L-xx xx TR GB

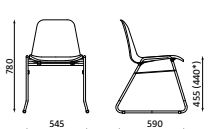



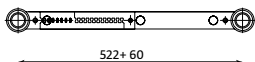
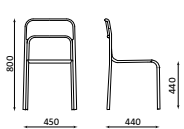

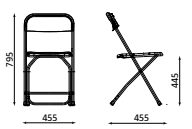

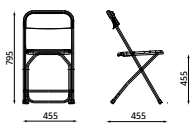

* Dimension measured in accordance with EN 16139 standard.
 xx – please specify upholstery or other finish colour code

Stacking max. no of pcs	Card box volume [m ³]	No. of pcs per card box	No. of pcs per EURO pallet	No. of pcs per 1200 × 1000 pallet [mm]	Net weight [kg]	Seat of chair – width [mm]	Seat of chair – depth [mm]	Model / Description	
—	—	4	20	—	4.1	440	405		BETA 4L-CR TL – plastic shell, – left hand plastic writing tablet (TL), – 4-leg frame chromium plated (4L-CR). BETA-NSN 4L-CR xx TL GB
									BETA 4L-CR TR – plastic shell, – right hand plastic writing tablet (TR), – 4-leg frame chromium plated (4L-CR). BETA-NSN 4L-CR xx TR GB
—	—	—	20	—	4,9	440	405		BETA 4L PLUS TL – plastic shell with upholstered seat and backrest pads, – left hand plastic writing tablet (TL), – 4-leg frame powder-coated in Jet black RAL 9005 (4L-BL) or White aluminium RAL 9006 colour (4L-ALU). BETA-NSN 4L-xx PLUS-xx-xx TL GB
									BETA 4L PLUS TR – plastic shell with upholstered seat and backrest pads, – right hand plastic writing tablet (TR), – 4-leg frame powder-coated in Jet black RAL 9005 (4L-BL) or White aluminium RAL 9006 colour (4L-ALU). BETA-NSN 4L-xx PLUS-xx-xx TR GB
—	—	—	20	—	4.9	440	405		BETA 4L-CR PLUS TL – plastic shell with upholstered seat and backrest pads, – left hand plastic writing tablet (TL), – 4-leg frame chromium plated (4L-CR). BETA-NSN 4L-CR PLUS-xx-xx TL GB
									BETA 4L-CR PLUS TR – plastic shell with upholstered seat and backrest pads, – right hand plastic writing tablet (TR), – 4-leg frame chromium plated (4L-CR). BETA-NSN 4L-CR PLUS-xx-xx TR GB

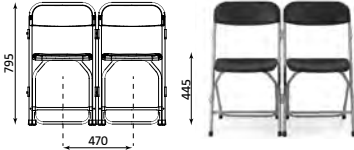
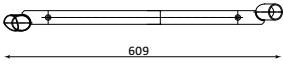

* Dimension measured in accordance with EN 16139 standard.

xx – please specify upholstery or other finish colour code

Beta, Cortina, Polyfold

Stacking max. no of pcs	Card box volume [m³]	No. of pcs per card box	No. of pcs per EURO pallet	No. of pcs per 1200 × 1000 pallet [mm]	Net weight [kg]	Seat of chair – width [mm]	Seat of chair – depth [mm]	Model / Description	
6	—	—	20	—	4.2	440	405	 	BETA CFS – plastic shell, – sled frame powder-coated in Jet black RAL 9005 (CFS-BL) or White aluminium RAL 9006 colour (CFS-ALU). BETA-NSN CFS-xx xx GB
								 	BETA CFS-CR – plastic shell, – sled frame chromium plated (CFS-CR). BETA-NSN CFS-CR xx GB
									BETA BENCHES
									UNIVERSAL CHAIR CART for Amigo, Arioso and Beta chair – see CART TABLE .
									 UNIVERSAL ROW CONNECTOR – dedicated to connect rows of 4-leg chairs: AMIGO, BETA, – nominal distance between rows – 520 + 60 mm (connector length + regulation), – powder-coated in Jet black RAL 9005 (BL). P0152E-37902
8	0.25	6	30	48	4,1	400	430	 	CORTINA – plastic seat and backrest, – 4-leg frame chromium plated (4L-CR). CORTINA 4L-CR xx GB
20 after folding	0.08	5	—	120	3.20	400	400	 	POLYFOLD – plastic seat and backrest, – 4-leg folding frame powder-coated in Jet black RAL 9005 (4L-BL) or White aluminium RAL 9006 colour (4L-ALU). POLYFOLD 4L-xx xx GB
20 after folding	0.08	4	—	96	4.00	400	400	 	POLYFOLD PLUS – plastic seat and backrest with upholstered pads, – 4-leg folding frame powder-coated in Jet black RAL 9005 (4L-BL) or White aluminium RAL 9006 colour (4L-ALU). POLYFOLD 4L-xx PLUS-xx-xx GB

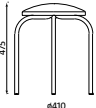

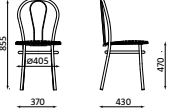

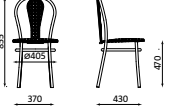

* Dimension measured in accordance with EN 16139 standard.
 xx – please specify upholstery or other finish colour code

Stacking max. no of pcs	Card box volume [m³]	No. of pcs per card box	No. of pcs per EURO pallet	No. of pcs per 1200 × 1000 pallet [mm]	Net weight [kg]	Seat of chair – width [mm]	Seat of chair – depth [mm]	Model / Description	
20 after folding	0.09	5	—	120	3.30	400	400		POLYFOLD CLICK – plastic seat and backrest, – 4-leg folding frame with integrated metal row linking (CLICK), powder-coated in Jet black (4L-BL) or White aluminium colour (4L-ALU) POLYFOLD-CLICK 4L-xxx xx GB
20 after folding	0.12	5	—	100	4.10	400	400		POLYFOLD CLICK PLUS – plastic seat and backrest with upholstered pads, – 4-leg folding frame with integrated metal row linking (CLICK), powder-coated in Jet black (4L-BL) or White aluminium colour (4L-ALU) POLYFOLD-CLICK 4L-xx PLUS-xx-xx GB
—									POLYFOLD „P” ROW CONNECTOR – dedicated to connect rows of Polyfold 4-leg chairs, – distance between rows 530 mm, – chromium plated finish. P0152F-41203
—									POLYFOLD CART – dedicated to stack and transport horizontally up to 50 pcs folded Polyfold chairs – powder-coated in Jet black RAL 9005 colour. WG255

xx – please specify upholstery or other finish colour code

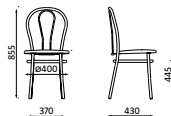

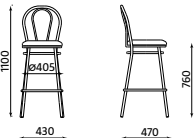



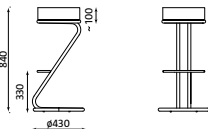

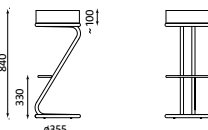

Chico
Tulipan
Zeta

Chico, Tulipan

Card box volume [m³]	No. of pcs per card box	No. of pcs per EURO pallet	No. of pcs per 1200 x 1000 mm pallet	Net weight [kg]	Chair seat – width [mm]	Chair seat – depth [mm]	Model / Description	
0.10	4	60	—	2.9	Ø340		  <p>CHICO – 4 leg frame powder-coated in Jet black RAL 9005 (BL), White aluminium RAL 9006 (ALU), Traffic white RAL 9016 (WT), Anthracite grey RAL 7016 (AH) colour, – upholstered seat, – stacking up to 6 pcs. CHICO 4L-xx xx GB</p> <p>CHICO CR – 4 leg frame chromium plated, – upholstered seat, – stacking up to 6 pcs. CHICO 4L-CR x GB</p>	
0.26	2	16	—	5.1	Ø410		  <p>TULIPAN – 4 leg frame powder-coated in Jet black RAL 9005 (BL), White aluminium RAL 9006 (ALU), Traffic white RAL 9016 (WT), Anthracite grey RAL 7016 (AH), – colour, – upholstered seat. TULIPAN 4L-xx xx GB</p> <p>TULIPAN CR – 4 leg frame chromium plated, – upholstered seat. TULIPAN 4L-CR xx GB</p>	
0.25	2	16	—	5.3	Ø410		  <p>TULIPAN PLUS – 4 leg frame powder-coated in Jet black RAL 9005 (BL), White aluminium RAL 9006 (ALU), Traffic white RAL 9016 (WT), Anthracite grey RAL 7016 (AH), – upholstered seat and backrest. TULIPAN 4L-xx PLUS-xx GB</p> <p>TULIPAN CR PLUS – 4 leg frame chromium plated or powder-coated in RAL colours, – upholstered seat and backrest. TULIPAN 4L-CR PLUS-xx GB</p>	

* Please see finishes for RAL code.

xx – please specify upholstery or other finish colour code

Card box volume [m³]	No. of pcs per card box	No. of pcs per EURO pallet	No. of pcs per 1200 x 1000 mm pallet	Net weight [kg]	Chair seat – width [mm]	Chair seat – depth [mm]	Model / Description		
0.22	2	16	—	5	Ø400				TULIPAN WOOD – 4 leg frame powder-coated in Jet black RAL 9005 (BL), White aluminium RAL 9006 (ALU), Traffic white RAL 9016 (WT), Anthracite grey RAL 7016 (AH), – wooden seat. TULIPAN 4L-xx WOOD18-xx GB
							TULIPAN CR WOOD – 4 leg frame chromium plated, – wooden seat. TULIPAN 4L-CR WOOD18-xx GB		
0.23	1	8	—	6.3	Ø410				TULIPAN HOCKER – 4 leg frame powder-coated in Jet black RAL 9005 (BL), White aluminium RAL 9006 (ALU), Traffic white RAL 9016 (WT), Anthracite grey RAL 7016 (AH) colour, – upholstered seat. TULIPAN HOCKER-xx xx GB
							TULIPAN HOCKER CR – 4 leg frame chromium plated, – upholstered seat. TULIPAN HOCKER-CR xx GB		
0.23	1	8	—	6.3	Ø400				TULIPAN HOCKER WOOD – 4 leg frame powder-coated in Jet black RAL 9005 (BL), White aluminium RAL 9006 (ALU), Traffic white RAL 9016 (WT), Anthracite grey RAL 7016 (AH) colour, – wooden seat. TULIPAN HOCKER-xx WOOD18-xx GB
							TULIPAN HOCKER CR WOOD – 4 leg frame chromium plated, – wooden seat. TULIPAN HOCKER-CR WOOD18-xx GB		
0.24	2	—	20	7.3	Ø340				ZETA 425 – chromium plated frame, – upholstered seat ZETA-425 HOCKER-CR xx GB
0.15	2	28	—	6.5	Ø340				ZETA – chromium plated frame, – upholstered seat. ZETA HOCKER-CR xx GB

* Please see finishes for RAL code.

xx – please specify upholstery or other finish colour code

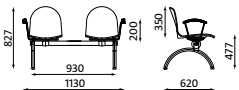
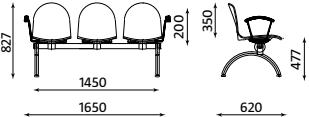
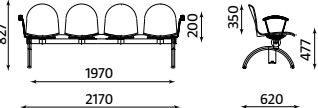
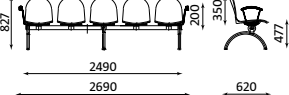

Benches

Amigo

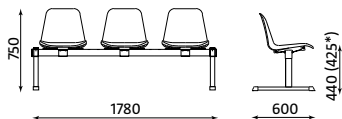
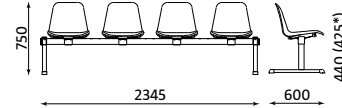
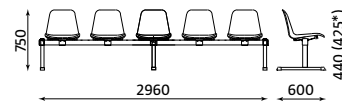
Beta

Bingo

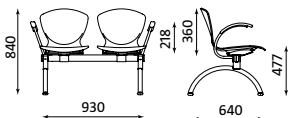
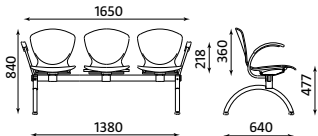
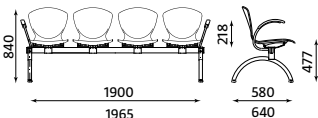
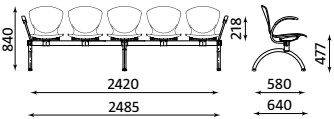
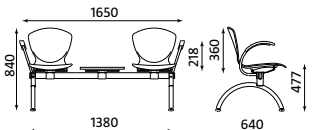
Iso

Model	Description
AMIGO ARM-2 	<p>Bench for 2 people, side armrests with plastic pads, plastic shells, powder-coated frame in White aluminium RAL 9006 (ALU) or Jet black RAL 9005 (BL).</p> <p>AMIGO-2 A-xx ARM-xx-xx xx GB</p>
AMIGO ARM-3 	<p>Bench for 3 people, side armrests with plastic pads, plastic shells, powder-coated frame in White aluminium RAL 9006 (ALU) or Jet black RAL 9005 (BL).</p> <p>AMIGO-3 A-xx ARM-xx-xx xx GB</p>
AMIGO ARM-4 	<p>Bench for 4 people, side armrests with plastic pads, plastic shells, powder-coated frame in White aluminium RAL 9006 (ALU) or Jet black RAL 9005 (BL).</p> <p>AMIGO-4 A-xx ARM-xx-xx xx GB</p>
AMIGO ARM-5 	<p>Bench for 5 people, side armrests with plastic pads, plastic shells, powder-coated frame in White aluminium RAL 9006 (ALU) or Jet black RAL 9005 (BL).</p> <p>AMIGO-5 A-xx ARM-xx-xx xx GB</p>
Connector	
AMIGO CONNECTOR 	<p>Metal link powder-coated in White aluminium RAL 9006 (ALU), Jet black RAL 9005 (BL) colour or chromium plated (CR) to connect 2 benches back to back.</p>

xx – please specify upholstery or other finish colour code

Model	Description
BETA-3 	<p>Bench for 3 people, plastic shells, powder-coated frame in White aluminium RAL 9006 (ALU) or Jet black RAL 9005 (BL).</p> <p>BETA-3-NSN B-xx xx GB</p>
BETA-4 	<p>Bench for 4 people, plastic shells, powder-coated frame in White aluminium RAL 9006 (ALU) or Jet black RAL 9005 (BL).</p> <p>BETA-4-NSN B-xx xx GB</p>
BETA-5 	<p>Bench for 5 people, plastic shells, powder-coated frame in White aluminium RAL 9006 (ALU) or Jet black RAL 9005 (BL).</p> <p>BETA-5-NSN B-xx xx GB</p>

*Dimension measured in accordance with EN 16139 standard.
xx – please specify upholstery or other finish colour code

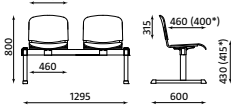
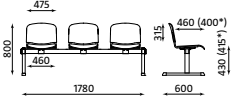
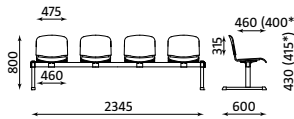
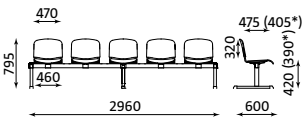
Model	Description
BINGO-2 	<p>Bench with armrests for 2 people, wooden shells and armrests pads, powder-coated frame in Jet black RAL 9005 colour (BL), glides for soft floors (GB).</p> <p>BINGO-2 A-BL ARM-xx-xx WOOD-xx GB</p>
BINGO-3 	<p>Bench with armrests for 3 people, wooden shells and armrests pads, powder-coated frame in Jet black RAL 9005 colour (BL), glides for soft floors (GB).</p> <p>BINGO-3 A-BL ARM-xx-xx WOOD-xx GB</p>
BINGO-4 	<p>Bench with armrests for 4 people, wooden shells and armrests pads, powder-coated frame in Jet black RAL 9005 colour (BL), glides for soft floors (GB).</p> <p>BINGO-4 A-BL ARM-xx-xx WOOD-xx GB</p>
BINGO-5 	<p>Bench with armrests for 5 people, wooden shells and armrests pads, powder-coated frame in Jet black RAL 9005 colour (BL), glides for soft floors (GB).</p> <p>BINGO-5 A-BL ARM-xx-xx WOOD-xx GB</p>
Sample configuration with table top	
BINGO-3/T ARM 	<p>Bench with armrests for 2 people and table top, wooden shells and armrests pads, melamine faced chipboard table top (T-xx), powder-coated frame in Jet black RAL 9005 colour (BL), glides for soft floors (GB).</p> <p>BINGO-3 A-BL ARM-xx-xx WOOD-xx-xx T GB</p>

xx – please specify upholstery or other finish colour code

Model	Description
ISO-2 	<p>Bench for 2 people, upholstered seat and backrest, black plastic covers, powder-coated frame in White aluminium RAL 9006 (ALU) or Jet black RAL 9005 (BL).</p> <p>ISO-2 B-xx xx GB</p>
ISO-3 	<p>Bench for 3 people, upholstered seat and backrest, black plastic covers, powder-coated frame in White aluminium RAL 9006 (ALU) or Jet black RAL 9005 (BL).</p> <p>ISO-3 B-xx xx GB</p>
ISO-4 	<p>Bench for 4 people, upholstered seat and backrest, black plastic covers, powder-coated frame in White aluminium RAL 9006 (ALU) or Jet black RAL 9005 (BL).</p> <p>ISO-4 B-xx xx GB</p>
ISO-5 	<p>Bench for 5 people, upholstered seat and backrest, black plastic covers, powder-coated frame in White aluminium RAL 9006 (ALU) or Jet black RAL 9005 (BL).</p> <p>ISO-5 B-xx xx GB</p>

xx – please specify upholstery or other finish colour code

* Dimension measured in accordance with EN 16139 standard.

Model	Description
ISO-2 WOOD 	<p>Bench for 2 people, wooden seat and backrest, powder-coated frame in White aluminium RAL 9006 (ALU) or Jet black RAL 9005 (BL).</p> <p>ISO-2 B-xx WOOD-xx GB</p>
ISO-3 WOOD 	<p>Bench for 3 people, wooden seat and backrest, powder-coated frame in White aluminium RAL 9006 (ALU) or Jet black RAL 9005 (BL).</p> <p>ISO-3 B-xx WOOD-xx GB</p>
ISO-4 WOOD 	<p>Bench for 4 people, wooden seat and backrest, powder-coated frame in White aluminium RAL 9006 (ALU) or Jet black RAL 9005 (BL).</p> <p>ISO-4 B-xx WOOD-xx GB</p>
ISO-5 WOOD 	<p>Bench for 5 people, wooden seat and backrest, powder-coated frame in White aluminium RAL 9006 (ALU) or Jet black RAL 9005 (BL).</p> <p>ISO-5 B-xx WOOD-xx GB</p>


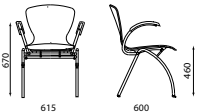


xx – please specify upholstery or other finish colour code
*Dimension measured in accordance with EN 16139 standard.

Model	Description
ISO-2 PLASTIC 	<p>Bench for 2 people, plastic seat and backrest, powder-coated frame in White aluminium RAL 9006 (ALU) or Jet black RAL 9005 (BL).</p> <p>ISO-2-PLASTIK B-xx Kxx GB</p>
ISO-3 PLASTIC 	<p>Bench for 3 people, plastic seat and backrest, powder-coated frame in White aluminium RAL 9006 (ALU) or Jet black RAL 9005 (BL).</p> <p>ISO-3-PLASTIK B-xx Kxx GB</p>
ISO-4 PLASTIC 	<p>Bench for 4 people, plastic seat and backrest, powder-coated frame in White aluminium RAL 9006 (ALU) or Jet black RAL 9005 (BL).</p> <p>ISO-4-PLASTIK B-xx Kxx GB</p>
ISO-5 PLASTIC 	<p>Bench for 5 people, plastic seat and backrest, powder-coated frame in White aluminium RAL 9006 (ALU) or Jet black RAL 9005 (BL).</p> <p>ISO-5-PLASTIK B-xx Kxx GB</p>

xx – please specify upholstery or other finish colour code

*Dimension measured in accordance with EN 16139 standard.

Bingo

Model	Description
BINGO 4L 	<p>Meeting chair on 4-leg frame powder-coated in Jet black RAL 9005 colour (BL), wooden shell, stacking up to 4 pcs, glides for soft floors (GB).</p>
BINGO 4L ARM 	<p>Meeting chair on 4-leg frame powder-coated in Jet black RAL 9005 colour (BL), open integrated armrests with wooden pads (NF-xx*), wooden shell, stacking up to 4 pcs, glides for soft floors (GB).</p>
BINGO HOCKER 	<p>Hocker chair on 4-leg frame powder-coated in Jet black RAL 9005 colour (BL), wooden shell, stacking up to 4 pcs, glides for soft floors (GB).</p>
BINGO GTP 	<p>Swivel chair with wooden shell, integrated armrests powder-coated in Jet black RAL 9005 colour with wooden armrest pads (ARM / FRONT-BL NF-xx*) , height adjustment with pneumatic gas lift (PST45), Ø 620 mm five-star powder-coated in Jet black RAL 9005 colour base (ST21-BL), Ø 50 mm castors for soft floors (SH).</p>
	BINGO BENCHES
Cart	
UNIVERSAL CHAIR CART	

*Please specify colour code of wood

Timmi Hocker

Technical description

1. Dimensions/Weight



TIMMI HOCKER

	Dimensions [mm]												Weight (kg)
	A	B	C	D	E	F	G	H	J	K	L	I	
TIMMI HOCKER	515–740	—	235	360	530–760	—	—	—	—	435	240	—	5,3

A – Seat height

C – Seat surface depth

D – Seat width

E – Overall height

K – Base width

L – Overall depth

2. Materials/Versions

2.1. Base

The base is made of white, black or red polypropylene (PP), bottom part covered with anti-slip rubber. Pneumatic gas lift always in black.

2.2. Seat

Structure is made of polypropylene (PP), covered with injected foam, thickness 43 mm. Seat cover made of white, black or red polypropylene (PP).

3. Packaging

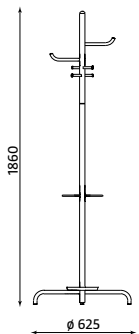
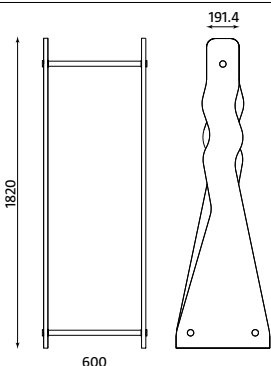
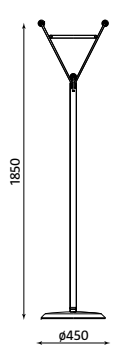
1 piece per box (assembled).

Coat stands

Arizona

HoldOp

Top

Card box diameter [m³]	No. of pcs per card box	No. of pcs of 1200 x 1000 mm pallet	Net weight [kg]	Model / Description	
0.03	1	40	6.4		ARIZONA Coat stand made of steel powder-coated in White aluminium (ALU), Jet black (BL)
					SOHOS by Nowy Styl ARIZONA CR
—	1	—	16.8		HoldOp Coat stand, side elements made of melamine faced chipboard, MFC (MA***), metal bars chromium plated.
0.08	1	26	11.1		TOP Coat stand made of steel powder-coated in alu or black colour, wooden knobs (1.xx**), beige hooks.
					SOHOS by Nowy Styl TOP CR Coat stand made of steel chromium plated, wooden knobs (1.xx**), beige hooks.

* Please see [finishes](#) for RAL code.

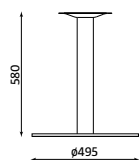
** Please specify colour code of wood, see [finishes](#).

*** Please specify colour code of MA, see [finishes](#).

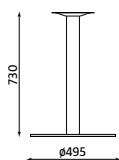
Tables and Table Bases

Lara Inox

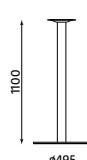
1. Dimensions / Weight



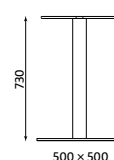
LARA INOX 580
weight: 15.00 kg



LARA INOX 730
weight: 15.30 kg



LARA INOX 1100
weight: 16.00 kg



LARA INOX SQ
weight: 20.00 kg

2. Materials / Version

2.1. Base

LARA INOX – 3 heights available:

580 mm, 730 mm, 1100 mm

Column – \varnothing 76 mm tube

Round base – \varnothing 495 mm

INOX finish – polished stainless steel

LARA INOX SQ – available height:

730 mm

Column – 80 x 80 mm square tube

Square base: 500 x 500 mm

INOX finish – polished stainless steel

2.2. Glides

Felt glides.

3. Packaging











Carton packaging – 1 piece

4. Technical regulations, approvals and quality marks for the chairs (for selected product configurations)

Durability certificate – EN 15372.

Cruzo

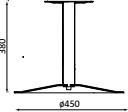
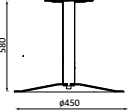
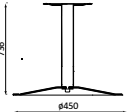
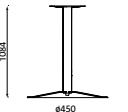
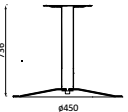
Cruzo Table Top

Card box volume [m³]	No. of card boxes per pcs	No. of pcs per EURO pallet	Net weight [kg]	Model / Description	
0.009	1	pallet 1250×800: 80	LL: 4.40 MA: 4.80	 Ø 600	CRUZO Ø 600
0.010	1		TP: 4.30		
0.019	1	pallet 1200×850: 40	LL: 7.90 MA: 8.50	 Ø 800	CRUZO Ø 800
0.030	1	32	TP: 7.60		
0.030	1	pallet 1200×1200: 40	LL: 11.70 MA: 13.50	 Ø 1000	CRUZO Ø 1000
0.044	1	pallet 1250×1250: 35	LL: 16.90 MA: 19.20	 Ø 1200	CRUZO Ø 1200
0.016	1	pallet 1200×850: 40	LL: 10.00 MA: 10.90	 800 800	CRUZO 800 × 800
0.030	1	32	TP: 10.00		
0.020	1	pallet 1250×800: 40	LL: 11.30 MA: 12.30	 600 1200	CRUZO LARGO 1200 × 600
0.029	1	pallet 1250×850: 40	LL: 15.00 MA: 16.30	 800 1200	CRUZO LARGO 1200 × 800
0.400	1	25	TP: 15.20		
0.040	1	pallet 1450×850: 30	LL: 17.50 MA: 19.10	 800 1400	CRUZO LARGO 1400 × 800
0.047	1	pallet 1650×850: 30	LL: 20.00 MA: 21.80	 800 1600	CRUZO LARGO 1600 × 800
0.044	1	pallet 1850×850: 25	LL: 22.50 MA: 24.50	 800 1800	CRUZO LARGO 1800 × 800

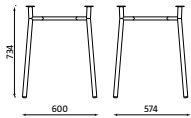
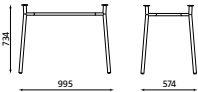
Other top dimensions available on request.

[illegible]

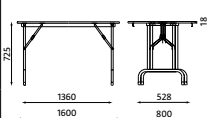
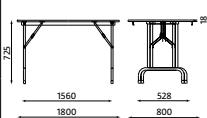
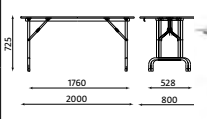
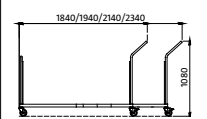
Lena

Card box volume [m³]	No. of pcs per card box	No. of pcs of 1200 × 1000 mm pallet	Net weight [kg]	Model / Description	
0.04	2	40	7.8		LENA 380 Round base and leg powder-coated in the same colour
					LENA 380 Round base powder-coated in Jet Black RAL 9005 (BL) and leg chromium plated (CR)
0.07	2	18	8		LENA 580 Round base and leg powder-coated in the same colour
					LENA 580 Round base powder-coated in Jet Black RAL 9005 (BL) and leg chromium plated
0.07	2	18	8.4		LENA Round base and leg powder-coated in the same colour
					LENA Round base powder-coated in Jet Black RAL 9005 (BL) and leg chromium plated
0.26	2	16	8.8		LENA 1100 Round base and leg powder-coated in the same colour
					LENA 1100 Round base powder-coated in Jet Black RAL 9005 (BL) and leg chromium plated
0.07	2	18	8.4		LENA OUTDOOR Round base and leg made of steel covered with zinc and polyester lacquer with alu finish effect. Available with Topalit top dedicated for outdoor use.

Tiramisu

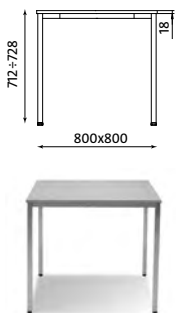
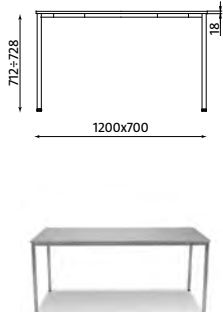
Card box volume [m³]	No. of pcs per card box	No. of pcs per EURO pallet	Net weight [kg]	Model / Description	
0.09	1	20	5.5		TIRAMISU
0.09	1	20	6.2		TIRAMISU DUO

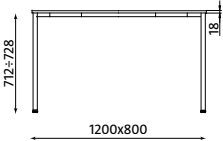

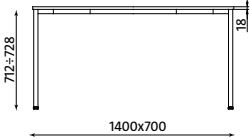

Rico

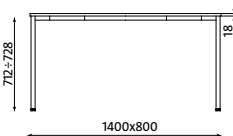
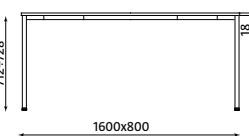
Card box volume [m³]	No. of pcs per card box	No. of pcs per EURO pallet	Net weight [kg]	Model / Description	
0.09	1	pallet 1650×800: 20	24.5		RICO TABLE-2 ALU Table base powder-coated in White aluminium RAL 9006 (ALU) colour, melamine faced chipboard (MFC) table top (MA-xx*), dimensions 1600 × 800 × 18 mm. melamine table top 1600 × 800 × 18 mm
					RICO TABLE-2 BLACK Table base powder-coated in Jet black RAL 9005 (BL) colour, melamine faced chipboard (MFC) table top (MA-xx*), dimensions 1600 × 800 × 18 mm.
0.1	1	pallet 1900×900: 20	27		RICO TABLE-3 ALU Table base powder-coated in White aluminium RAL 9006 (ALU) colour, melamine faced chipboard (MFC) table top (MA-xx*), dimensions 1800 × 800 × 18 mm.
					RICO TABLE-3 BLACK Table base powder-coated in Jet black RAL 9005 (BL) colour, melamine faced chipboard (MFC) table top (MA-xx*), dimensions 1800 × 800 × 18 mm.
0.12	1	pallet 2100×900: 20	30		RICO TABLE-4 ALU Table base powder-coated in White aluminium RAL 9006 (ALU) colour, melamine faced chipboard (MFC) table top (MA-xx*), dimensions 2000 × 800 × 18 mm.
					RICO TABLE-4 BLACK Table base powder-coated in Jet black RAL 9005 (BL) colour, melamine faced chipboard (MFC) table top (MA-xx*), dimensions 2000 × 800 × 18 mm.
CART					
0.2	—	—	21		RICO CART For stacking and transporting RICO tables, up to 10 pcs. Cart powder-coated in Jet black RAL 9005 (BL) colour only.

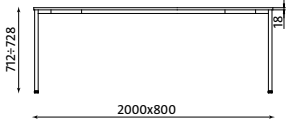
Other top dimensions available on request.

Simple

Certificates	Card box volume [m ³]	No. of pcs per card box	No. of pcs per EURO pallet	Net weight [kg]	Model/Description	
REMODEX	0.036	1	20	18.2		SIMPLE 800 × 800 Table base and frame powder-coated in White aluminium RAL 9006 (ALU), Black grey RAL 7021 (GF) or Traffic White RAL 9016 (WT) colour, melamine faced chipboard (MFC) table top (MA-xx*), dimensions 800 × 800 × 18 mm SIMPLE 800 × 800 xx MA-xx
						SIMPLE 800 × 800 GF/CR Table base chromium plated, frame powder-coated in Black grey RAL 7021 (GF) colour, melamine faced chipboard (MFC) table top (MA-xx*), dimensions 800 × 800 × 18 mm SIMPLE 800 × 800 GF/CR MA-xx
REMODEX	0.048	1	20	20.76		SIMPLE 1200 × 700 Table base and frame powder-coated in White aluminium RAL 9006 (ALU), Black grey RAL 7021 (GF) or Traffic white RAL 9016 (WT) colour, melamine faced chipboard (MFC) table top (MA-xx*) available: – without cut outs for cable outlets – with cut outs for cable outlets: left, right or left and right, dimensions 1200 × 700 × 18 mm SIMPLE 1200 × 700 xx MA-xx SIMPLE 1200 × 700 L xx MA-xx SIMPLE 1200 × 700 P xx MA-xx SIMPLE 1200 × 700 D xx MA-xx
						SIMPLE 1200 × 700 GF/CR Table base chromium plated, frame powder coated in Black grey RAL 7021 (GF) colour, melamine faced chipboard (MFC) table top (MA-xx*) available: – without cut outs for cable outlets – with cut outs for cable outlets: left, right or left and right, dimensions 1200 × 700 × 18 mm SIMPLE 1200 × 700 GF/CR MA-xx SIMPLE 1200 × 700 L GF/CR MA-xx SIMPLE 1200 × 700 P GF/CR MA-xx SIMPLE 1200 × 700 D GF/CR MA-xx

Certificates	Card box volume [m³]	No. of pcs per card box	No. of pcs per EURO pallet	Net weight [kg]	Model / Description	
REMODEX	0.055	1	20	23.28	 	SIMPLE 1200 × 800 Table base and frame powder-coated in White aluminium RAL 9006 (ALU), Black grey RAL 7021 (GF) or Traffic white RAL 9016 (WT) colour, melamine faced chipboard (MFC) table top (MA-xx*) available: – without cut outs for cable outlets – with cut outs for cable outlets: left, right or left and right, dimensions 1200 × 800 × 18 mm SIMPLE 1200 × 800 xx MA-xx SIMPLE 1200 × 800 L xx MA-xx SIMPLE 1200 × 800 P xx MA-xx SIMPLE 1200 × 800 D xx MA-xx
						SIMPLE 1200 × 800 GF/CR Table base chromium plated, frame powder coated in Black grey RAL 7021 (GF) colour, melamine faced chipboard (MFC) table top (MA-xx*) available: – without cut outs for cable outlets – with cut outs for cable outlets: left, right or left and right, dimensions 1200 × 800 × 18 mm SIMPLE 1200 × 800 GF/CR MA-xx SIMPLE 1200 × 800 L GF/CR MA-xx SIMPLE 1200 × 800 P GF/CR MA-xx SIMPLE 1200 × 800 D GF/CR MA-xx
REMODEX	0.056	1	20	24.02	 	SIMPLE 1400 × 700 Table base and frame powder-coated in White aluminium RAL 9006 (ALU), Black grey RAL 7021 (GF) or Traffic white RAL 9016 (WT) colour, melamine faced chipboard (MFC) table top (MA-xx*) available: – without cut outs for cable outlets – with cut outs for cable outlets: left, right or left and right, dimensions 1400 × 700 × 18 mm SIMPLE 1400 × 700 xx MA-xx SIMPLE 1400 × 700 L xx MA-xx SIMPLE 1400 × 700 P xx MA-xx SIMPLE 1400 × 700 D xx MA-xx
						SIMPLE 1400 × 700 GF/CR Table base chromium plated, frame powder coated in Black grey RAL 7021 (GF) colour, melamine faced chipboard (MFC) table top (MA-xx*) available: – without cut outs for cable outlets – with cut outs for cable outlets: left, right or left and right, dimensions 1400 × 700 × 18 mm SIMPLE 1400 × 700 GF/CR MA-xx SIMPLE 1400 × 700 L GF/CR MA-xx SIMPLE 1400 × 700 P GF/CR MA-xx SIMPLE 1400 × 700 D GF/CR MA-xx

Certificates	Card box volume [m³]	No. of pcs per card box	No. of pcs per EURO pallet	Net weight [kg]	Model/Description	
REMODEX	0.064	1	20	25.96		SIMPLE 1400 × 800 Table base and frame powder-coated in White aluminium RAL 9006 (ALU), Black grey RAL 7021 (GF) or Traffic white RAL 9016 (WT) colour, melamine faced chipboard (MFC) table top (MA-xx*) available: – without cut outs for cable outlets – with cut outs for cable outlets: left, right or left and right, dimensions: 1400 × 800 × 18 mm SIMPLE 1400 × 800 xx MA-xx SIMPLE 1400 × 800 L xx MA-xx SIMPLE 1400 × 800 P xx MA-xx SIMPLE 1400 × 800 D xx MA-xx
						SIMPLE 1400 × 800 GF/CR Table base chromium plated, frame powder-coated in Black grey RAL 7021 (GF), melamine faced chipboard (MFC) table top (MA-xx*) available: – without cut outs for cable outlets – with cut outs for cable outlets: left, right or left and right, dimensions: 1400 × 800 × 18 mm SIMPLE 1400 × 800 GF/CR MA-xx SIMPLE 1400 × 800 L GF/CR MA-xx SIMPLE 1400 × 800 P GF/CR MA-xx SIMPLE 1400 × 800 D GF/CR MA-xx
REMODEX	0.073	1	20	28.3		SIMPLE 1600 × 800 Table base and frame powder-coated in White aluminium RAL 9006 (ALU), Black grey RAL 7021 (GF) or Traffic white RAL 9016 (WT) colour, melamine faced chipboard (MFC) table top (MA-xx*) available: – without cut outs for cable outlets – with cut outs for cable outlets: left, right or left and right, dimensions: 1600 × 800 × 18 mm SIMPLE 1600 × 800 xx MA-xx SIMPLE 1600 × 800 L xx MA-xx SIMPLE 1600 × 800 P xx MA-xx SIMPLE 1600 × 800 D xx MA-xx
						SIMPLE 1600 × 800 GF/CR Table base chromium plated, frame powder coated in Black grey RAL 7021 (GF) colour, melamine faced chipboard (MFC) table top (MA-xx*) available: – without cut outs for cable outlets – with cut outs for cable outlets: left, right or left and right, dimensions: 1600 × 800 × 18 mm SIMPLE 1600 × 800 GF/CR MA-xx SIMPLE 1600 × 800 L GF/CR MA-xx SIMPLE 1600 × 800 P GF/CR MA-xx SIMPLE 1600 × 800 D GF/CR MA-xx

Certificates	Card box volume [m³]	No. of pcs per card box	No. of pcs per EURO pallet	Net weight [kg]	Model / Description	
REMODEX	0.091	1	20	32.99		SIMPLE 2000 × 800 Table base and frame powder-coated in White aluminium RAL 9006 (ALU) or Black grey RAL 7021 (GF) or Traffic white RAL 9016 (WT) colour, melamine faced chipboard (MFC) table top (MA-xx*), dimensions 2000 × 800 × 18 mm SIMPLE 2000×800 xx MA-xx
						SIMPLE 2000 × 800 GF/CR Table base chromium plated, frame powder-coated in Black grey RAL 7021 (GF), melamine faced chipboard (MFC) table top (MA-xx*), dimensions 2000 × 800 × 18 mm SIMPLE 2000×800 GF/CR MA-xx

Grommets and cut outs positioning
























Simple Table Tops			
Grommets positioning	Left	Right	Left & Right
Grommets made of plastic. Grommet dimensions: 90 × 90 mm, Cut out dimensions: Ø 80 mm.			
	Simple 1400 × 800 L xx MA-xx	Simple 1400 × 800 P xx MA-xx	Simple 1400 × 800 D xx MA-xx









Table Tops

Table tops

card box volume [m³]	no. of pcs per card box	no. of pcs per EURO pallet	net weight [kg]	SHAPE	SIZE [mm]	THICKNESS (mm)
0.02	1	100	4.5		Ø600	 25
0.03	1	50	5.6		Ø800	 25
0.03	1	50	8.5		800×800	 25
0.03	1	50	16.8		800×1200	 25

card box volume [m³]	no. of pcs per card box	no. of pcs per EURO pallet	net weight [kg]	SHAPE	SIZE [mm]	THICKNESS (mm)
0.03	1	60	5.1		Ø600	 36
0.05	1	30	9.1		Ø800	 36
0.05	1	30	10.8		800×800	 36

card box volume [m³]	no. of pcs per card box	no. of pcs per EURO pallet	net weight [kg]	SHAPE	SIZE [mm]	THICKNESS (mm)
0.03	1	60	7.2		Ø600	 50
0.05	1	30	12.2		Ø800	 50
0.05	1	30	14.9		800×800	 50

card box volume [m ³]	no. of pcs per card box	no. of pcs per EURO pallet	no. of pcs per 1200 × 1000 mm pallet	gross weight [kg]	SHAPE	SIZE [mm]	THICKNESS (mm)
0.02	1	100	7.5	4.5		Ø 600	
0.03	1	50	1.1	5.6		Ø 800	
0.03	1	50	13.5	8.5		800×800	
0.03	1	50	2.5	16.8		800×1200	


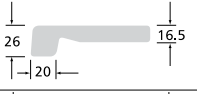





















card box volume [m ³]	no. of pcs per card box	no. of pcs per EURO pallet	no. of pcs per 1200 × 1000 mm pallet	gross weight [kg]	SHAPE	SIZE [mm]	THICKNESS (mm)
0.01	1		—	4.3		Ø 600	
0.03	1	32	—	7.6		Ø 800	
0.03	1	32	—	10		800×800	
0.04	1	25	—	15.2		800×1200	

Table tops / table bases combination

SOHOS
by Nowy Styl

Table tops

TABLE TOPS													
Shapes and dimensions of table tops			LARA INOX 580	LARA INOX	LARA INOX 1100	LARA INOX SQ	LENA 380	LENA 580	LENA	LENA 1100	LENA OUTDOOR	TIRAMISU DUO	TIRAMISU
Melamine faced chipboard (MFC) table tops	Ø600		●	●	●	●	●	●	●	●	—		—
	Ø800		●	●		●	—		●		—		●
	800×800			—		●	—		—		—		●
	800×1200			—			—		—		—	●	—
TOP 36 & TOP 50 melamine faced chipboard table tops	Ø600		●	●	●	●	●	●	●	●	—		—
	Ø800		●	●		●	—		●		—		●
	800×800			—		●	—		—		—		●
Laminated table tops	Ø600		●	●	●	●	●	●	●	●	—		—
	Ø800		●	●		●	—		●		—		●
	800×800			—		●	—		—		—		●
	800×1200			—			—		—		—	●	—
Topalit table tops	Ø600		●	●	●	●	●	●	●	●	●		—
	Ø800		●	●		●	—		●		●		●
	800×800			—		●	—		—		—		●
	800×1200			—			—		—		—	●	—


Components

Armrests




FIXED ARMRESTS

Picture	Code	Material	Adjustment	Applicable to following models:
	GTP54-CR-xx ARM-ALU / CR / BL-yy	Armrest structure: – metal element: steel Armrest pads: – polypropylene (PP)	No adjustment	Amigo
	GTP9-ALU GTP9-CR	Armrest structure: – steel powder-coated in White aluminium RAL 9006 colour or chromium plated, – black polypropylene (PP)	No adjustment	Neo-Lux
	GTP59-ALU-XX GTP59-CR-XX	Armrest structure: – powder-coated in White aluminium RAL 9006 colour – chromium plated Armrest pads: – plywood	No adjustment	Cafe VII GTP
	PF6	Armrest structure: – black polyurethane (PU)	No adjustment	Manager Nadir
	GTP-CR-xx	Armrest structure: – metal element: steel, chromium plated Armrest pads: – wooden	No adjustment	Samba II GTP
	PF31-CR-xx	Armrest structure: – steel chromium plated Armrest pads: – upholstered	No adjustment	Mirage
	PF12	Armrest structure: – black polyurethane (PU)	No adjustment	Mirage
	PF5-BL-xx PF5-ALU-xx PF5-CR-xx	Armrest structure: – steel powder-coated in Jet black RAL 9005 or White aluminium RAL 9006 colour or chromium plated Armrest pads: – upholstered	No adjustment	Nova Orion

FIXED ARMRESTS









Picture	Code	Material	Adjustment	Applicable to following models:
	PF27-CR-xx	Armrest structure: – steel chromium plated Armrest pads: – upholstered	No adjustment	Nadir

SYNCHRONOUS MECHANISMS





PICTURE	Code	Description	Applicable to following models:
	TILT / AR TILT / AR / RG TILT / AR / BD	TILT AR / BD mechanism-functions: – tilting of integrated seat and backrest in the range of 11° (free-floating), – TILT / AR, TILT / AR / RG – smooth height adjustment of chair with pneumatic gas lift, – TILT / AR / BD – no height adjustment of chair.	2ME (TILT / AR, TILT / AR / BD) Xenium (TILT / AR / RG)
	TILT2	TILT2 tilt mechanism – functions: – free-floating backrest and seat, – opening tilt angle 12.5°, – forward tilting angle 1.5°, – backrest lock in working position, – smooth height adjustment of chair with pneumatic gas lift.	Xilium
	TIGER UP GT GLIDE-TEC	TIGER GT GLIDE-TEC/TIGER UP GT GLIDE TEC mechanism – functions: – backrest tilt angle 25°, – backrest block at upright position, – automatic weight adjustment + 2 steps-adjustment of backrest tilt force, – smooth height adjustment of chair with pneumatic gas lift.	Tiger UP

Bases

ALUMINIUM AND STEEL BASES



Picture	Code	Description	Applicable to following models:
	ST53-POL	Ø 740 four-star base polished aluminium with chrome effect	2ME
	ST54-POL ST54-BL	Ø 740 four-star base polished aluminium with chrome effect Ø 740 four-star base aluminium powder-coated in Jet black RAL 9005 colour	Xenium X-Cross
	ST32-ALU (X) ST32-CR	Ø 680 five-star base aluminium powder-coated in White aluminium RAL 9006 colour with protective plastic inlays Ø 680 five-star base polished aluminium with chrome effect with protective plastic inlays	Cafe VII GTP
	ST52-POL ST52-BL	Ø 687 five-star base polished aluminium with chrome effect Ø 687 five-star base aluminium powder-coated in Jet black RAL 9005 colour	Xenium X-Cross
	ST44-POL	Ø 700 five-star base polished aluminium with chrome effect	2ME Xilium
	ST44-WA	Ø 700 five-star base aluminium powder-coated in White aluminium RAL 9006 colour	2ME
	ST-BL ST-WA ST-POL	Ø 700 five-star base aluminium powder-coated in Jet black RAL 9005 colour Ø 700 five-star base aluminium powder-coated in White aluminium RAL 9006 colour Ø 700 five-star base polished aluminium with chrome effect	Sail Mesh 2 Tiger-UP Conference Swivel Chair MB UPH Tiger-UP Conference Swivel Chair HB UPH (only ST-POL)
	ST23-POL	Ø 632 mm five-star polished aluminium with chrome effect	Cafe VII GTS

ALUMINIUM AND STEEL BASES



Picture	Code	Description	Applicable to following models:
	ST21-CR ST21-ALU ST21-BL	Ø 600 mm five-star chromium plated Ø 600 mm five-star powder-coated in White aluminium RAL 9006 colour Ø 600 mm five-star powder-coated in Jet black RAL 9005 colour base	Bingo GTP
	ST20-CR	Ø 600 mm five-star chromium plated	Cafe VI
	ST01-CR	Ø 655 five-star base steel chromium plated	Samba II GTP
	TS	Ø 660 five-star base black glass fiber reinforced polyamide (PA + GF)	Tiger UP Conference Swivel Chair MP UPH Tiger UP Conference Swivel Chair HB UPH

Bases







PLASTIC BASES

Picture	Code	Description	Used in the following models:
	TS18	Ø 680 five-star base black glass fiber reinforced polyamide (PA + GF)	Cafe VII GTP
	TS28	Ø 687 five-star base black polyamide (PA)	Xenium X-Cross

PLASTIC BASES

Picture	Code	Description	Used in the following models:
	TS25	Ø 710 five-star base black glass fiber reinforced polyamide (PA + GF)	2ME Xilium
	TS25-W	Ø 710 five-star base white glass fiber reinforced polyamide (PA + GF)	Xilium











Castors

Picture	Code	Description	Applicable to following models:
	SH	Ø 50 mm self-braking castors for soft floors	Cafe VII GTS/GTP Cafe II Cafe IV Cafe VI Bingo Samba II GTP (SH)
	SHH	Ø 50 mm self-braking castors for hard floors	
	ESH	Ø 65 mm self-braking castors for soft floors	2ME Cafe VII GTS/GTP Cafe II Cafe IV Cafe VI Conversa (ESH) Sail Xenium Xilium
	ESHH	Ø 65 mm self-braking castors for hard floors	
	ESHR	Ø 65 mm ring self-braking castors for soft floors	2ME
	ESHRH	Ø 65 mm ring self-braking castors for hard floors	

Castors











Picture	Code	Description	Applicable to following models:
	RMH	Ø 37 mm self-braking mini-rolls for soft floors	Intrata V 2ME Xilium
	RMHH	Ø 37 mm self-braking mini-rolls for hard floors	
	FSH	Ø 37 mm self-braking mini-rolls for soft floors	Passu
	FSHH	Ø 37 mm self-braking mini-rolls for hard floors	

ROW CONNECTOR / SEPARATOR

Connection picture	Connection example	Model	Description
		UNIVERSAL CHAIR ROW CONNECTOR	<p>UNIVERSAL ROW CONNECTOR (520 + 60 mm)</p> <ul style="list-style-type: none"> – dedicated to connect rows of chairs on 4-leg frames, – max leg diameter 25 mm, max square leg profile 20 × 20 mm, – max leg angle in each direction 18 °, – 6-steps distance adjustment in the range of 60 mm, – possibility of mounting to the floor. <p>The connecting system is made of:</p> <ul style="list-style-type: none"> – 2× steel flat bars, 40 × 4 mm (right and left) with snags, and sleeves welded at the ends, – connector cover, – set screw, – 3× felt pads. <p>Finishing: all elements powder-coated in Jet black RAL 9005 (BL) (P0152E-37902).</p>
		ESPACIO ROW CONNECTOR RIGHT	<p>ESPACIO CONNECTOR RIGHT</p> <ul style="list-style-type: none"> – dedicated to connect rows of Espacio chairs, – possibility of mounting to the floor – made of steel flat bar with sleeves containing bearing bushes, welded at the ends. <p>Finishing: chromium plated (CR) (P0152B-79203).</p>
		POLYFOLD „P“ ROW CONNECTOR	<p>POLYFOLD „P“ ROW CONNECTOR</p> <ul style="list-style-type: none"> – dedicated to connect rows of Polyfold chairs, – possibility of mounting to the floor, – made of steel flat bar with sleeves welded at the ends. <p>Finishing: chromium plated (CR) (P0152F-41203).</p>
		CADEIRA ROW CONNECTOR	<p>CADEIRA ROW CONNECTOR</p> <ul style="list-style-type: none"> – dedicated to connect rows of Cadeira chairs, – possibility of mounting to the floor, – made of steel flat bar with sleeves welded at the ends. <p>Finishing: powder-coated in White aluminium RAL 9006 (ALU) colour (P0152G-86406).</p>
		BINGO / AMIGO BENCH CONNECTOR	<p>BINGO / AMIGO BENCH CONNECTOR</p> <ul style="list-style-type: none"> – dedicated to connect back to back Bingo / Amigo benches, – made of metal sheet with 2x Ø 11 mm holes, to be assembled between legs and glides of two connected benches, – 2 pcs recommended to connect two benches. <p>Finish options:</p> <ul style="list-style-type: none"> – powder-coated in Jet black RAL 9005 (BL) colour (P0152–49602), – powder-coated in White aluminium RAL 9006 colour (ALU) (P0152–49606), – chromium plated (CR) (P0152–49603).

Dedicated to	Row distance
AMIGO 4L (4-leg version only)	440–500 mm (measured between backrest edge and seat edge of chairs from connected rows)
CADEIRA	
BETA 4L (4-leg version only)	450–510 mm (measured between backrest edge and seat edge of chairs from connected rows)
WING 4L (4-leg version only)	
ESPACIO 4L (4-leg version only)	
AXO (only for versions with G17F, G3 or G3F glides)	410–470 mm (measured between backrest edge and seat edge of chairs from connected rows)
CAFE-VII 4L (4-leg version only)	460–520 mm (measured between backrest edge and seat edge of chairs from connected rows)
CALADO 4L (4-leg version only)	470–530 mm (measured between backrest edge and seat edge of chairs from connected rows)
FEN	
ESPACIO 4L (4-leg version only)	490 mm (measured between the axes of sleeves)
POLYFOLD	530 mm (measured between the axes of sleeves)
CADEIRA	530 mm (measured between the axes of sleeves)
AMIGO benches BINGO benches	60 mm (measured between the axes of mounting holes of connector)





LINKING UNIT FOR CONNECTING CHAIRS INTO ROW

Connection picture	Connection example	Model	Description
		LINK-PLASTIC 20	<p>LINK-PLASTIC 20</p> <ul style="list-style-type: none"> – dedicated to connect 4-leg Amigo / Bingo chairs without armrests, or alternately chairs with and without armrests, – 2 pcs recommended to connect two chairs, – made of polypropylene PP in black (P0152–31100) colour.
		LINK-METAL 30 × 15	<p>LINK-METAL 30 × 15</p> <ul style="list-style-type: none"> – dedicated to connect Iso 4-leg chairs without armrests, – made of shaped steel sheet and crossbar, with clamping set. <p>Finish options:</p> <ul style="list-style-type: none"> – powder-coated in Jet black RAL 9005 (BL) colour (P0152–07902), – powder-coated in White aluminium RAL 9006 (ALU) colour (P0152–07906), – chromium plated (CR) (P0152–07903).
		LINK-PLASTIC 30 × 15 REG.	<p>LINK-PLASTIC 30 × 15 REG.</p> <ul style="list-style-type: none"> – adjustable, – dedicated to connect Iso 4-leg chairs with or without armrests (for frames made of oval tube profile 30 × 15 mm), – 2 pcs are needed to connect two chairs, – made of black polypropylene (P0152A-75300). <p>The linking in maximum extension is not recommended.</p>
		LINK-PLASTIC 30 × 15	<p>LINK-PLASTIC 30 × 15</p> <ul style="list-style-type: none"> – dedicated to connect Iso 4-leg chairs without armrests (for frames made of oval tube profile 30 × 15 mm), – 2 pcs are recommended to connect two chairs, – made of black polypropylene PP (P0152-E8200).
		LINK-PLASTIC 16	<p>LINK-PLASTIC 16</p> <ul style="list-style-type: none"> – dedicated to connect chair frames made of tube Ø 16 mm, – Vesta New – linking in the bottom part of sled frame, – Samba – linking between the rear legs. – made of polypropylene (PP) available in black (P0152-T9700) or alu RAL 7045 (P0152-T9706) colour. <p>Each index includes set of two connectors, required to connect to chairs.</p>

Dedicated to	Distance between chairs
BINGO 4L (4-leg version only)	60 mm (measured between legs of connected chairs in connection points, at the seat height)
AMIGO 4L (4-leg version only)	60 mm (measured between legs of connected chairs in connection points)
ISO 4L (4-leg version only)	50 mm (measured between legs of connected chairs in connection point, at the seat height)
ISO 4L (4-leg version)	104–184 mm (measured between legs of connected chairs in connection points, at the seat height – depending on the link setting)
ISO 4L-ARM (4-leg version with armrests)	130–184 mm (measured between legs of connected chairs in connection points, at the seat height – depending on the link setting)
ISO 4L (4-leg version only)	60 mm (measured between legs of connected chairs in connection points, at the seat height)
VESTA NEW	20 mm (measured between axes of the legs/sleds of connected frames)
SAMBA	

Click / link









LINKING UNIT FOR CONNECTING CHAIRS INTO ROW

Connection picture	Connection example	Model	Description
		LINK-PLASTIC 18 REG.	<p>LINK-PLASTIC 18 REG.</p> <ul style="list-style-type: none">– adjustable,– dedicated to connect Calado 4-leg chairs with or without armrests (for frames made of tube Ø 18–20 mm),– 2 sets are needed to connect two chairs,– made of black polypropylene (P0152C-38400).
		ROW LINK EN 14703 (CADEIRA) BL	<p>ROW LINK EN 14703</p> <ul style="list-style-type: none">– dedicated to connect Cadeira chairs,– the set made of steel sheet: the central component and two brackets mounted to the frame (right and left). <p>Finishing: powder-coated in Jet black RAL 9005 (BL) (P0152F-77602).</p>

Dedicated to	Distance between chairs
CALADO 4L (4-leg version only)	106–186 mm (measured between legs of connected chairs in connection points)
CADEIRA	265 mm (measured between axes of assembly screws used for mounting the link to frame)









Click / link

FASTENERS INTEGRATED WITH FRAME FOR CONNECTING CHAIRS INTO ROW (CLICK OPTION)

Component picture	Connection example	Model	Description
		CLICK-J4	<p>CLICK-J4</p> <ul style="list-style-type: none"> – available for 4-leg chairs with or without armrests, – numbering not available, – made of steel rod Ø 6 mm, hook at the right and loop at the left side of seat. <p>Finishing: chromium plated.</p>
		WING II CLICK	<p>CLICK</p> <ul style="list-style-type: none"> – available for 4-leg Wing II chairs without armrests, – integrated with chair frame (crossbar between legs) – made of rod Ø 6 mm, hook at the left and loop at the right side. <p>Finish options: available in the same colour as chair frame.</p>
		FEN CLICK	<p>CLICK / CLICK NRM</p> <ul style="list-style-type: none"> – available for Fen chairs with or without armrests, – complete set consists of fixing metal plate, powder coated in black, and 2x sliding metal brackets, chromium plated, with black polyamide (PA) clicks and clamps; symmetrical fasteners on both sides of chair, – numbering (NRM) available as an option (to be ordered separately or with CLICK), contains 3D adhesive foil label in oval shape, with outer polyurethane layer. Numbers in black colour, height 30 mm. Numbering is placed at the front part of wooden backrest. For upholstered version (A-PLUS or B-PLUS), embroidery numbering available. <p>Finishing: black, with chromium plated elements.</p>
		CADEIRA CLICK-J3-NRM	<p>CLICK-J3 / NRM</p> <ul style="list-style-type: none"> – available for Cadeira chairs with or without armrests, – made of Ø 6 mm chromium plated rod (slider), with black click bracket (PA + GF) with zinc metal plate (place for interchangeable, magnetic numbering); connecting elements symmetrical on both sides of chair. The numbering (NRM) to be ordered separately. <p>Finishing: chromium plated, with black elements.</p>

Dedicated to	Distance between chairs
WING II 4L (4-leg version)	30 mm (measured between frames in connection points at the seat height)
WING II-W 4L (4-leg version, frame with integrated armrests)	20 mm (measured between frames in connection points at the seat height)
CADEIRA 4L (4-leg version)	25 mm (measured between the legs in connection points)
CADEIRA 4L ARM (4-leg with armrests)	15 mm (measured between the arm pads)
WING II 4L (4-leg version only)	10 mm (measured between bottom parts of legs)
FEN (version without armrests)	112 mm (measured between legs)
FEN ARM (version with armrests)	92 mm (measured between the arm pads)
CADEIRA (version without armrests)	20 mm (measured between legs)
CADEIRA ARM, ARM / FRONT (version with armrests)	10 mm (measured between the arm pads)













FASTENERS INTEGRATED WITH FRAME FOR CONNECTING CHAIRS INTO ROW (CLICK OPTION)

Component picture	Connection example	Model	Description
		CLICK AXO J1	<p>CLICK AXO J1/J1 NRM</p> <ul style="list-style-type: none"> – available for Axo chairs without armrests (Axo 10), – complete set consists of steel brackets finished in the same colour as chair frame, with black plastic connectors (PA + GF), right and left, and black plastic covers (PA) with place for numbering. While choosing J1 NRM option, the number plate made of steel strip, thickness 0,5 mm, is stuck in place for numbering. Numbering, made of magnetic or self-adhesive foil, to be ordered separately. <p>Finish options: black plastic, with steel brackets in the same colour as chair frame</p>
		CLICK AXO J2	<p>CLICK AXO J2/J2 NRM</p> <ul style="list-style-type: none"> – available for all Axo chair versions, depending on the locking position, – adjustment in three basic positions: – minimum at both sides – for connecting two Axo 10 chairs only, – middle at both sides – possible for connecting Axo 10 with versions with armrests (Axo 11) or with writing tablet (Axo 20, Axo 21), – maximum at both sides – for connecting two Axo 11 chairs or Axo 11 with Axo 20, Axo 21, – mixed locking positions also possible, adjusted to chairs versions, – complete set consists of steel brackets finished in the same colour as chair frame, with black plastic connectors (PA + GF), right and left, and black plastic fasteners (PP) with place for numbering. While choosing J2 NRM option, the number plate made of steel strip, thickness 0,5 mm, is stuck in place for numbering. Numbering, made of magnetic or self-adhesive foil, to be ordered separately. <p>Finish options: black plastic, with steel brackets in the same colour as chair frame</p>
		LOCO II CLICK	<p>CLICK</p> <ul style="list-style-type: none"> – available for all Loco II chairs, – integrated with chair frame (under the arm pads), – made of Ø 5 mm steel rod, hook at the left and loop at the right side. <p>Finish options: the same colour as chair frame.</p>
		VESTA NEW CLICK	<p>CLICK</p> <ul style="list-style-type: none"> – available for Vesta New with (CFP) or without armrests (CFS); CFP versions to be connected only alternately with armless chairs, – integrated with chair frame (bottom part), – made of Ø 5 mm steel rod, hook at the left and loop at the right side. <p>Finish options: the same colour as chair frame.</p>

Dedicated to	Distance between chairs
AXO 10	30 mm (measured between bottom parts of legs)
AXO 10 + Axo 10	Minimum position: 30 mm (measured between bottom parts of legs)
AXO 10 + Axo 11 AXO 10 + Axo 20 AXO 10 + Axo 21	Middle position: 150 mm (measured between bottom parts of legs)
AXO 11 + Axo 11 AXO 11 + Axo 20 AXO 11 + Axo 21	Maximum position: 230 mm (measured between bottom parts of legs)
LOCO II	35 mm (measured between the arm pads)
VESTA NEW	25 mm (measured between bottom parts of legs)

Click / link



FASTENERS INTEGRATED WITH FRAME FOR CONNECTING CHAIRS INTO ROW (CLICK OPTION)

Component picture	Connection example	Model	Description
		AMIGO CLICK	<p>CLICK</p> <ul style="list-style-type: none"> – available for Amigo 4-leg chairs without armrests, – made of Ø 6 mm steel rod, hook at the right and loop at the left side of seat, screwed to frame. <p>Finish options: the same colour as chair frame.</p>
		BETA-NSN CLICK	<p>CLICK</p> <ul style="list-style-type: none"> – available for Beta 4-leg chairs without armrests, – integrated with chair frame (crossbar between legs), – made of Ø 5 mm steel rod, hook at the left and double loop at the right side. <p>Finish options: the same colour as chair frame.</p>
		ELVA CLICK	<p>CLICK</p> <ul style="list-style-type: none"> – available for all Elva chairs, – connectors are fixed in chair frame in two locations: <ul style="list-style-type: none"> • between front legs at the back height, • between front legs at the seat height, • outer connector is fixed in the right leg, inner connector in the left leg. <p>Finishing: black.</p>
		POLYFOLD CLICK	<p>CLICK</p> <ul style="list-style-type: none"> – available for all Polyfold chairs, – integrated with chair frame, – fasteners are welded on backrest leg in two locations: <ul style="list-style-type: none"> • between seat and back, • between seat and crossbar, • detent element is fixed in the right leg, holding element in the left leg. <p>Finish options: the same colour as chair frame.</p>
		ISO CLICK	<p>CLICK</p> <ul style="list-style-type: none"> – available for ISO 4-leg chairs without armrests, – integrated with chair frame, – made of Ø 6 mm steel rod, hook at the right and double loop at the left side of seat. <p>Finish options: the same colour as chair frame.</p>
		CAFE VII CLICK	<p>CLICK</p> <ul style="list-style-type: none"> – available for CAFE VII 4-leg chairs without armrests, – made of Ø 5 mm steel rod, hook at the right and loop at the left side of seat. <p>Finish options: the same colour as chair frame.</p>

Dedicated to	Distance between chairs
AMIGO 4L (4-leg version only)	10 mm (measured between bottom parts of legs)
BETA-NSN 4L (4-leg version only)	30 mm (measured between frames in connection points)
ELVA	24 mm (measured between frames at the seat height)
POLYFOLD	20 mm (measured between chair frames)
ISO 4L (4-leg version only)	35 mm (measured between frames in connection points, at the seat height)
CAFE VII 4L (4-leg version only)	10 mm (measured between bottom parts of legs)

Click / link






FASTENERS INTEGRATED WITH FRAME FOR CONNECTING CHAIRS INTO ROW (CLICK OPTION)

Component picture	Connection example	Model	Description
		ARIOSO FOLD CLICK	<p>CLICK</p> <ul style="list-style-type: none">– available for Arioso Fold chairs,– integrated with chair frame,– fasteners are welded on backrest leg in two locations:<ul style="list-style-type: none">– between seat and back,– between seat and bottom part,– detent element is fixed in the right leg, holding element in the left leg,– the depth of upper fasteners is greater than lower, because of the frame shape. <p>Finish options: the same colour as chair frame.</p>





Dedicated to	Distance between chairs
ARIOSO FOLD	min. 5 mm (measured between the bottom parts of legs; it varies depending on the measured points from maximum in the top till minimum at the bottom)

Carts

CARTS FOR CHAIRS AND TABLES

Picture	Model	Description	Stacking on the cart
	AXO CART WG080-07	<p>AXO CART</p> <ul style="list-style-type: none"> – made of melamine faced chipboard, thickness 18 mm with solid beech wood frame, – 4 castors, diameter 75 mm for hard floors, 2 castors with manual brakes, – beech finish. <p>Cart dimensions: 620 mm x 820 mm x 150 mm (height)</p>	<p>AXO tables – 20 pcs AXO chairs – 6 pcs max. load approx. 200 kg (vertical stacking and transporting)</p>
	RICO CART WG192	<p>RICO CART</p> <ul style="list-style-type: none"> – made of square profile 40 x 40 x 1,5 mm and steel tube diameter 25 x 2.0 mm, – felt pads for table tops protection, – 4 castors, 2 castors with manual brakes, – adjustable in length in range 1530–2030 mm (internal dimension), – cart disassembled for shipment, – powder-coated in Jet black RAL 9005 colour. <p>Cart dimensions: 870 mm x (1840–2340) mm x 1080 mm (height)</p>	<p>TABLES – 10 pcs RICO: Rico-2, Rico-3, Rico-4 max. load approx. 380 kg (horizontal stacking – folded tables and transporting)</p>
	UNIVERSAL CHAIR CART WG139-02 – BLACK WG139-06 – ALU	<p>UNIVERSAL CHAIR CART</p> <ul style="list-style-type: none"> – made of steel tube diameter 22 x 2.0 mm and tube diameter 16 x 2.0 mm for width adjustable connector, – adjustable in width in range 530–655 mm (internal dimension), – 4 castors, diameter 75 mm for hard floors, 2 castors with manual brakes, – powder-coated in alu or black colour. <p>Cart dimensions: 555 mm x (575–700) mm (reg.) x 125 mm (height)</p>	<p>Max.load 150 kg AMIGO, ARIOSIO, AXO, BETA, BINGO, CAFE, FONDO, ISO, LOCO II, STYL, WING max. load approx. 150 kg (stacking on cart according to stacking quantity listed in price list)</p>
	CALADO CART WG178-03	<p>CALADO CART</p> <ul style="list-style-type: none"> – made of steel tube diameter 25 x 2.0 mm, – 4 castors diameter 80 mm, – chromium plated frame. <p>Cart dimensions: 665 mm x 785 mm x 405 mm (height)</p>	<p>Calado 4L – 10 pcs Calado CFS – 21 pcs max. load approx. 125 kg (vertical stacking and transporting)</p>
	TROLLEY VESTA WG180-02 – BLACK WG180-06 – ALU	<p>VESTA TROLLEY</p> <ul style="list-style-type: none"> – made of square profile 30 x 30 x 1,5 mm and steel tube diameter 25 x 1.5 mm, – 4 castors, 2 castors with manual brakes, – cart partially assembled for shipment, – powder-coated in alu or black colour. <p>Cart dimensions: 630 x 1195 x 945 mm (height)</p>	<p>VESTA NEW CFS/CFP – 25 pcs max. load approx. 175 kg (vertical stacking and transporting)</p>

CARTS FOR CHAIRS AND TABLES

Picture	Model	Description	Stacking on the cart
	3-ROW ISO CART WBNOS2121-000000	<p>3-ROW ISO CART</p> <ul style="list-style-type: none"> – made of profile 30 × 30 × 1.5 mm and 40 × 10 × 1.5 mm for cross bars, construction reinforced with flat bar, – 4 castors, 2 castors with manual brakes, – cart partially assembled for shipment, – powder-coated in Jet black RAL 9005 colour. <p>Cart dimensions: 1920 mm x 500 mm x 1680 mm (height)</p>	<p>ISO 4L – 30 pcs (3 × 10 piles)</p> <p>ISO CFS – 15 pcs (3 × 5 piles)</p> <p>ISO CF – 12 pcs (3 × 4 piles) max. load approx. 200 kg (vertical stacking and transporting)</p>
	POLYFOLD CART WG255	<p>POLYFOLD CART</p> <ul style="list-style-type: none"> – made of profile 30 × 30 × 1,5 mm and steel tube diameter 25 × 2.0 mm, – 4 castors, 2 castors with manual brakes, – cart assembled for shipment, – powder-coated in Jet black RAL 9005 colour. <p>Cart dimensions: 470 mm x 1100 mm x 1700 mm (height).</p>	<p>POLYFOLD – 50 pcs max. load approx 200 kg (horizontal stacking – folded chairs and transporting)</p>
	WING CART WG152-02 – BLACK WG152-06 – ALU	<p>WING CART</p> <ul style="list-style-type: none"> – made of steel tube diameter 25 × 2.0 mm with supports and diameter 20 × 2.0 mm for handles with rod bar diameter 8 mm, – handles to be fixed to the cart after stacking the chairs, – 4 castors diameter 75 mm, 2 castors with manual brakes, – powder-coated in alu or black colour. <p>Cart dimensions: 650 mm x 1720 mm x 840 mm (height).</p>	<p>WING – 24 pcs max. load 180 kg (vertical stacking in two piles back to back, transporting)</p>
	FEN CART WG159-02	<p>FEN CART</p> <ul style="list-style-type: none"> – made of steel tube diameter 22 × 1.5 mm, – 4 castors diameter 75 mm, 2 castors with manual brakes, – powder-coated in Jet black RAL 9005 colour. <p>Cart dimensions: 590 mm x 600 mm x 255 mm (height).</p>	<p>FEN – 10 pcs max load: 150 kg (vertical stacking and transporting)</p>