

Cruzo Table

NOWY STYL GROUP®

3
YEARS
WARRANTY

Cruzo line embraces a wide range of multipurpose tables dedicated to cafes, canteens, training rooms and conference centres. The variety of shapes and colours gives infinite combinations.

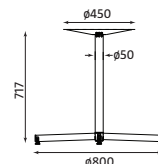
FEATURES & FUNCTIONS

- Metal elements: Alu, Chrome & Colours
- Compatible with melamine and laminate tabletops
- Topalit Smartline - thin tabletops available for some models
- Adjustable glides

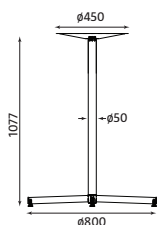
Durability certificate: EN 15372



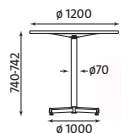
Cruzo
Tabletop: 800 x 800



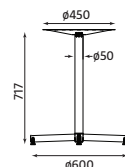
Cruzo 1100
Tabletop: 800 x 800



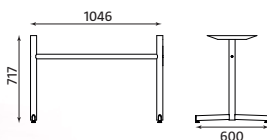
Cruzo Ø 1000
Cruzo Ø 1200



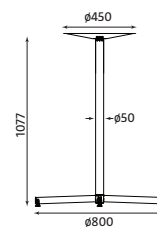
Cruzo
Tabletop: Ø 600



Cruzo Largo
Tabletop: 1200 x 800



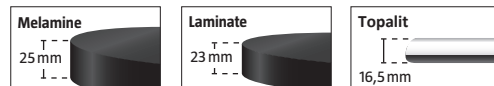
Cruzo 1100
Tabletop: Ø 800




Nowy Styl

TABLE BASES ϕ	TABLETOPS									
	ϕ 600	800x800	ϕ 800	Largo 1200x600	Largo 1200x800	Largo 1400x600	Largo 1600x800	Largo 1800x800	ϕ 1000	ϕ 1200
600, H: 717 mm ϕ	X									
600, H: 1077 mm	X									
ϕ 800, H: 717 mm		X	X							
ϕ 800, H: 1077		X	X							
mm Largo				X	X	X	X			
Largo 1800								X		
ϕ 1000, H: 717 mm									X	X


Tabletop thickness



Metal



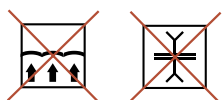
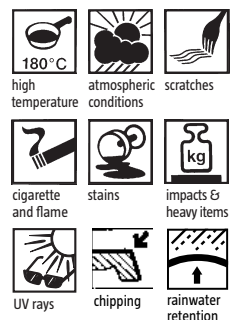

Laminate



Melamine



Topalit (available for tabletops 800x800 & ϕ 600 & ϕ 800 ϕ Largo 1200x800)



By attaching tables with the Topalit tops together to form rows, we will not achieve a perfectly flat surface.

The tables cannot be stored by putting one on the top of another when their tops are directed towards each other. This arrangement prevents rainwater from flowing down freely.