


Metal



RAL 9005
Jet black
CZ, BL, Y, BK



RAL 7016
Anthracite grey
AH




RAL 9006
White aluminium
AL, ALU, WA, X, WK



RAL 9010
Pure white
BI, WH, W



RAL 7021
Black grey
GF



RAL 7015
Slate grey
GY




RAL 9016
Traffic white
BI, WT, W




RAL 9011
Graphite black
BLK, CZ



RAL 9007
Grey aluminium
GA



Chrome
CR, Z




Black Matt Anode
CZ, BLN




Natural Anode
AN

Metal


Fashion Collection



RAL 5008
Grey blue
GE



RAL 6012
Black green
BN



NCS S 2005-Y60R
Cashmere
NK