



Naudu swivel armchair

NAUDU ARMCHAIR CO

Basic price (EUR) according to upholstery price group

1	792
2	838
3	881
4	938
5	977

C09	Backrest with integrated armrests		
	Inner side	Outer side	
BA-⑤/⑥	Upholstered	Upholstered	●
C10	Seat		
SE-⑤	Upholstered in the colour of inner side of backrest		●
C12	Column		
CO-STD	Seat height 475 mm		●
C13	Base		
ST63-③	Four-star	Powder-coated aluminium	●
ST63-POL		Polished aluminium	+30
C14	Glides / Castors		
GB	Glides for soft floors		●
SH50	Self-braking castors	for soft floors	○
SHH50		for hard floors	
C19	Assembly		
PACK-ASM	Assembled, cardboard packaging		●
Sample order	NAUDU ARMCHAIR CO (BA-CSE11/CSE19 SE-CSE11 CO-STD ST63-POL GB PACK-ASM)		

③ – Please specify metal elements finish – [see finishes](#)

⑤ – Please specify upholstery colour code from selected price group (the type of upholstery must be the same for each upholstered item) – [see finishes](#)

⑥ – Please specify upholstery colour code from selected price group (the type of upholstery must be the same for each upholstered item) – [see finishes](#)

● Available as standard (included in basic price)

○ Available as an option (included in basic price)



	Naudu armchair on four metal legs	Naudu armchair on metal X-sled frame	Naudu armchair on four wooden legs
	NAUDU ARMCHAIR 4L	NAUDU ARMCHAIR CFSX-ROD	NAUDU ARMCHAIR 4L LGW
Basic price (EUR) according to upholstery price group			
1	606	647	811
2	652	694	857
3	698	740	902
4	756	797	959
5	792	832	997

C03	Frame				
E-③	Steel	Powder-coated	•	•	—
E-CR		Chromium plated	+19	+29	
E-1.007	Solid wood	Natural beech	—	—	•
E-2.***		Stained beech with slightly visible wood grains	—	—	+16
C09	Backrest with integrated armrests				
	Inner side	Outer side			
BA-⑤/⑥	Upholstered	Upholstered	•	•	•
C10	Seat				
SE-⑤	Upholstered in the colour of inner side of backrest		•	•	•
C14	Glides				
GBP	Self-levelling glides for soft floors		•	—	—
GBPF	Self-levelling glides with felt for hard floors		○	—	
GT	Transparent glides for soft floors		—	•	—
GTF	Transparent glides with felt for hard floors		—	○	
GB	Glides for soft floors		—	—	•
GBF	Glides with felt for hard floors		—	—	○
C19	Assembly				
PACK-ASM	Assembled, cardboard packaging		•	•	•
Sample order	NAUDU ARMCHAIR 4L (E-CR BA-CSE11/CSE19 SE-CSE11 GBPF PACK-ASM)				
	NAUDU ARMCHAIR 4L LGW (E-1.007 BA-CSE11/CSE19 SE-CSE11 GBF PACK-ASM)				

③ – Please specify metal elements finish – see finishes

*** – Please specify wood colour code – see finishes

⑤ – Please specify upholstery colour code from selected price group (the type of upholstery must be the same for each upholstered item) – see finishes

⑥ – Please specify upholstery colour code from selected price group (the type of upholstery must be the same for each upholstered item) – see finishes

• Available as standard (included in basic price)

○ Available as an option (included in basic price)

PRICE GROUP 1: Era
 PRICE GROUP 2: Felicity, Valencia, Xtreme
 PRICE GROUP 3: Silvertex, Step, Step Melange

PRICE GROUP 4: Blazer, Synergy
 PRICE GROUP 5: Fine Leather LE



	Naudu 2-seater sofa on four metal legs	Naudu 2-seater sofa on metal X-sled frame	Naudu 2-seater sofa on four wooden legs
	NAUDU SOFA 4L	NAUDU SOFA CFSX-ROD	NAUDU SOFA 4L LGW
Basic price (EUR) according to upholstery price group			
1	920	984	1124
2	987	1047	1189
3	1057	1117	1178
4	1154	1214	1357
5	1235	1295	1440

C03	Frame				
E-③	Steel	Powder-coated	•	•	—
E-CR		Chromium plated	+25	+35	
E-1.007	Solid wood	Natural beech	—	—	•
E-2.***		Stained beech with slightly visible wood grains			+19
C09	Backrest with integrated armrests				
	Inner side	Outer side			
BA-⑤/⑥	Upholstered	Upholstered	•	•	•
C10	Seat				
SE-⑤	Upholstered in the colour of inner side of backrest		•	•	•
C14	Glides				
GBP	Self-levelling glides for soft floors		•	—	—
GBPF	Self-levelling glides with felt for hard floors		○		
GT	Transparent glides for soft floors			•	
GTF	Transparent glides with felt for hard floors		—	○	
GB	Glides for soft floors			—	•
GBF	Glides with felt for hard floors				○
C19	Assembly				
PACK-ASM	Assembled, cardboard packaging		•	•	•
Sample order	NAUDU SOFA 4L (E-CR BA-CSE11/CSE19 SE-CSE11 GBPF PACK-ASM)				
	NAUDU SOFA 4L LGW (E-1.007 BA-CSE11/CSE19 SE-CSE11 GBF PACK-ASM)				

③ – Please specify metal elements finish – [see finishes](#)

*** – Please specify wood colour code – [see finishes](#)

⑤ – Please specify upholstery colour code from selected price group (the type of upholstery must be the same for each upholstered item) – [see finishes](#)

⑥ – Please specify upholstery colour code from selected price group (the type of upholstery must be the same for each upholstered item) – [see finishes](#)

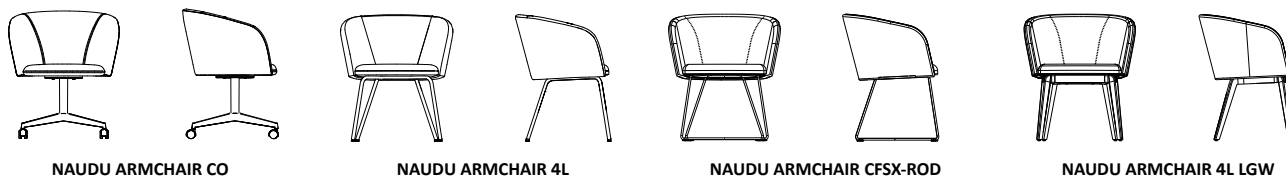
• Available as standard (included in basic price)

○ Available as an option (included in basic price)

Technical description

1. Dimensions/Weight

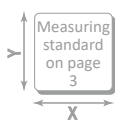
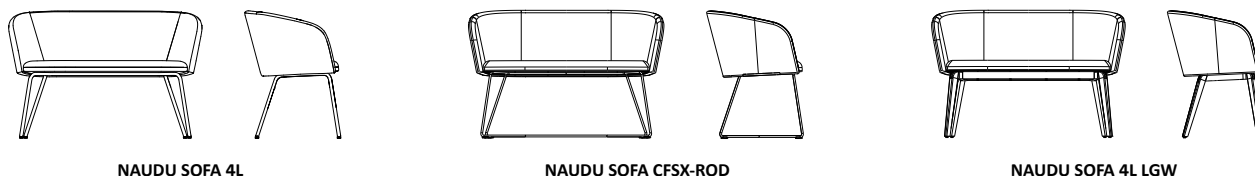
1.1. Armchairs



	Dimensions (mm)												Weight (kg)
	A	A1	B	C	D	E	F	G	H	K	L	V	
NAUDU ARMCHAIR CO	470	430	470	450	500	800	500	400	720	550	580	685	11,85
NAUDU ARMCHAIR 4L	475	435	470	450	500	770	500	380	720	550	590	670	10,7
NAUDU ARMCHAIR CFSX-ROD	475	435	470	450	500	770	500	380	720	535	600	670	9,9
NAUDU ARMCHAIR 4L LGW	475	435	470	450	500	770	500	380	720	530	580	670	10,5

- A – Seat height
- A1 – Seat height according to standard EN 16139
- B – Seat depth
- C – Seat surface depth
- D – Seat width
- E – Overall height
- F – Backrest width
- G – Backrest length
- H – Armrests height
- K – Base width
- L – Overall depth
- V – Overall width

1.2. Sofas



	Dimensions (mm)												Weight (kg)
	A	A1	B	C	D	E	F	G	H	K	L	V	
NAUDU SOFA 4L	475	435	470	450	1010	770	1000	380	720	1050	590	1170	20,7
NAUDU SOFA CFSX-ROD	475	435	470	450	1010	770	1000	380	720	1035	600	1170	22,3
NAUDU SOFA 4L LGW	475	435	470	450	1010	770	1000	380	720	1030	580	1170	19,8

- A – Seat height
- A1 – Seat height according to standard EN 16139
- B – Seat depth
- C – Seat surface depth
- D – Seat width
- E – Overall height
- F – Backrest width
- G – Backrest length
- H – Armrests height
- K – Base width
- L – Overall depth
- V – Overall width

2. Materials / Versions

2.1. Base / Frame

2.1.1. Swivel armchairs

Bases:

- Ø 720 mm four-star aluminium powder-coated in Jet black RAL 9005 (ST63-BL), Traffic white RAL 9016 (ST63-WT) colour and Fashion Collection colours,
- Ø 720 mm four-star polished aluminium (ST63-POL).

Columns:

- column with fixed height, seat height: 475 mm (GC-STD). Column matching base colour for powder-coated bases, chromium plated column for polished aluminium base.

2.1.2. Armchairs and sofas

4-leg frame – made of steel tube Ø 22 × 2 mm.

Sled frame – made of rod Ø 11 mm.

Finish options:

- powder-coated in Traffic white RAL 9016 (E-WT), Jet black RAL 9005 (E-BL) colour and Fashion Collection colours,
- chromium plated (E-CR),
- 4-leg wooden frame – legs made of solid beech wood, bars made of beech plywood.

Finish options:

- natural beech (E-1.007),
- stained beech with slightly visible wood grains (E-2.***).

2.2. Castors / Glides

2.2.1. Swivel armchairs

Glides for soft floors (GB) as standard.

Ø 50 mm black plastic self-braking castors for soft floors (SH50) or hard floors (SHH50), both as an option.

2.2.2. Armchairs and sofas

4-leg frame: self-leveling glides for soft floors (GBP) as standard or self-leveling glides with felt for hard floors (GBPF) as an option.

Sled frame: transparent glides for soft floors (GT) as standard or with felt for hard floors (GTF) as an option.

4-leg wooden frame: glides for soft floors (GB) as standard or with felt for hard floors (GBF) as an option.

2.3. Seat and backrest

2.3.1. Armchairs and sofas

Backrest with integrated armrests – Structure made of 8-layer plywood, thickness 9 mm, covered with flame retardant cut foam, thickness 20 – 40 mm, density 50 kg / m³ (front) and cut foam, thickness 10 mm, density 35 kg / m³ (back).

Seat – Structure made of 12-layer plywood, thickness 18 mm, covered with cut foam, thickness 45 mm, density 40 kg / m³.

3. Packaging

Armchair – 1 piece per box (assembled).

Sofa – 1 piece per box (assembled).

4. Technical regulations, approvals and quality marks for selected chairs configurations (pending)

REMODEX – approvals compliant with EN 16139.

5. Rules of upholsteries matching

Upholstery type is the same for each upholstered element.

Upholstery colour is the same for the inner side of backrest with integrated armrests as for seat, the outer side of backrest can be in a different upholstery colour.

*** – Please specify wood colour code – see finishes