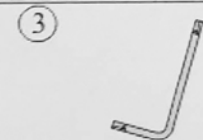


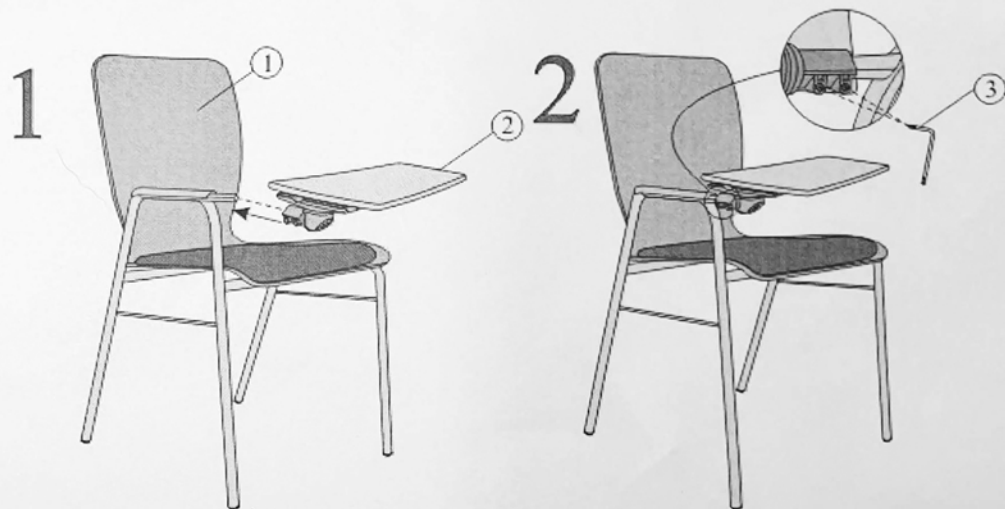
# WING-II

## 4L NF SEAT PLUS TR GB

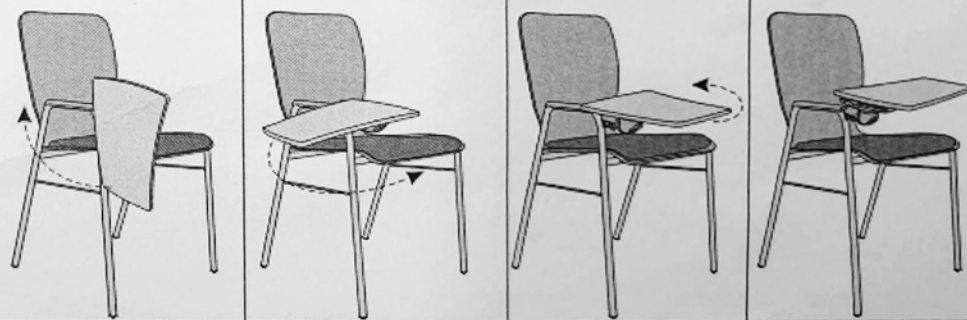


### ASSEMBLY AND ADJUSTMENT INSTRUCTIONS

Before beginning the assembly, check to see that all parts are enclosed.



### ADJUSTMENT



### MAINTENANCE

**Inspection** - Inspect chair at least every six months, to make sure all knobs, bolts and screws are tight.

**Upholstery** Wipe with damp cloth, moistened in a mild detergent solution. For unusual stains use commercial vinyl cleaner, following manufacturer's instructions.

**Other surfaces** Wipe with a soft cloth, moistened in a mild detergent solution. Dry and buff lightly with a dry cloth.

For safety using and maintenance see also IMPORTANT SAFETY INSTRUCTIONS sheet enclosed.